

MARINE CATALOGUE 2018

MOBILE LIVING MADE EASY.

THE COMPREHENSIVE RANGE OF
COMFORT SYSTEMS FOR LEISURE BOATS



➤ DOMETIC

DEAR FREEDOM LOVER,

There are millions of people around the world who use Dometic products. You all have one thing in common. You're going somewhere – whether you're an RV user, a boat owner, a truck driver or just a lover of the great outdoors. Our job is to meet your essential needs on the journey. Like cooking, keeping food fresh, taking care of personal hygiene and maintaining a pleasant temperature. That way, you can explore more, see more and stay away longer. We call it mobile living made easy.





CLIMATE

Do you love sailing in sunny weather? Enjoy your cruise and the perfect climate in your cabins after a marvellous day at sea. Dometic air conditioners make sure you can.

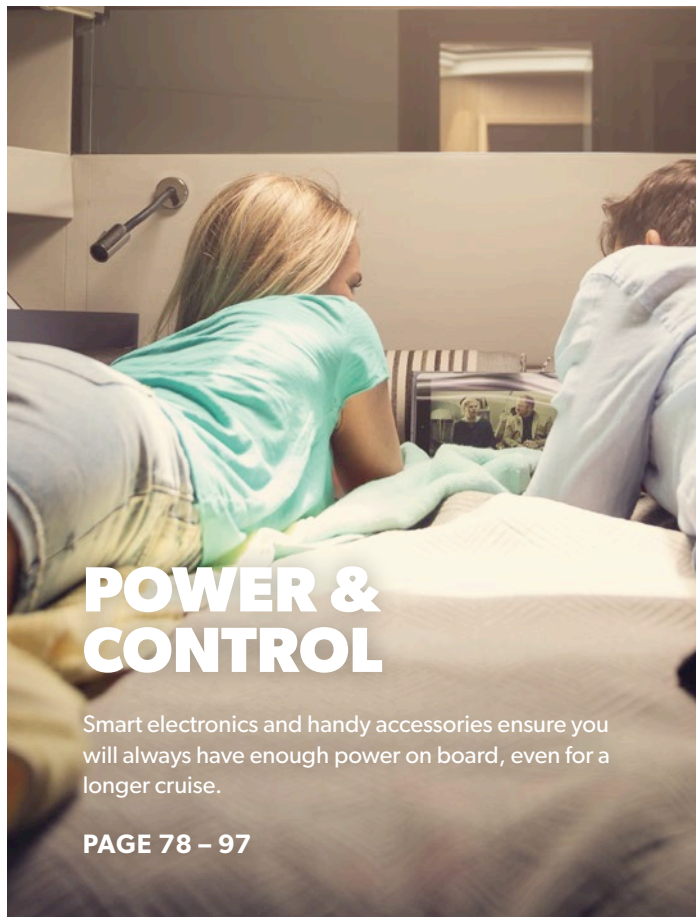
PAGE 6 – 13



HYGIENE & SANITATION

Enjoy a pleasant feeling of freshness on board wherever the wind takes you. Reap the benefits of our decades of research into marine sanitation systems.

PAGE 60 – 77



POWER & CONTROL

Smart electronics and handy accessories ensure you will always have enough power on board, even for a longer cruise.

PAGE 78 – 97



FOOD & BEVERAGE

Cook what you like, eat with friends, keep your provisions nice and fresh throughout the journey. We have taken care of every detail.

PAGE 14 – 58

CLIMATE

Air Conditioners

6 – 13

FOOD & BEVERAGE

Cooking

14 – 29

Cool Boxes

30 – 47

Refrigeration

48 – 59

HYGIENE & SANITATION

Cleaning

64 – 67

Sanitation

68 – 77

POWER & CONTROL

Energy

78 – 97

TECHNICAL DATA

Technical Data

98 – 125

DOMETIC ON THE WEB

Here's where you can find the complete Dometic range, with detailed information about all products. Plus, interesting facts about our company and download links for all our catalogues.

DOMETIC.COM



/ COMPLETE CLIMATE SYSTEMS
/ ACCESSORIES
/ ROOFTOP A/C SYSTEM



CLIM



ATE




DOMETIC CLIMATE SYSTEMS

THE ESSENCE OF OUR RETROFIT PROGRAMME AT A GLANCE

Whether you have a small leisure boat or a super yacht with multiple cabins, Dometic can always provide a tailor-made air conditioning solution that's a perfect fit for you and your travel habits. Here is the essence of our retrofit programme: a rooftop A/C system for large vessels and houseboats; useful accessories for installation, energy

management and clean air on board; not forgetting – our well proven complete kits for self-installation. For the latter we offer optional sound cover that reduces the compressor noise of these quiet systems by another 50 %.



SELF-CONTAINED SYSTEMS

For fast and easy retrofitting: Dometic Marine Climate Systems integrate cooling, dehumidification and heating in one compact unit. The complete sets come with all required installation materials and a user-friendly control panel. Available in three capacity versions: 6000, 12000 and 16000 BTU/h.

ACCESSORIES

All you need for easy installation and convenient use: ventilation grilles, air distribution kit, air purifier, centrifugal seawater pumps, stylish and smart displays and controls. Plus, a sound cover to make a quiet compressor even quieter.

ROOFTOP A/C SYSTEM

The ideal climate solution for supply vessels, patrol boats and houseboats. Extremely robust design, lightweight and with an ample cooling capacity up to 12000 BTU/h. Easy to install – no ducting, no plumbing required.



SELF-CONTAINED SYSTEMS FOR EASY INSTALLATION

The improved Dometic MCS T now features the award winning DTU unit for fast, easy and versatile installation. With rotatable blower for custom installation, composite drain pan with quick fittings and superior vibration insulation for quiet operation the MCS T offers you true OEM quality in one kit. All components and mounting materials are included in the scope of delivery. Three available capacities, all using R410A refrigerant, allows the systems to work

effectively and supply air-conditioned comfort to cabins of different sizes or design.

To air-condition an additional cabin, install the optional air distribution kit (MCS T12/T16 only). Thanks to efficient heat pump technology, the MCS T can also be used as heating systems at water temperatures down to +6 °C.



COMPLETE SYSTEMS FOR QUICK INSTALLATION

1. Compact A/C unit – with rotatable blower
2. Submersible seawater pump
3. Electrical box and display
4. Supply- and return-air grilles
5. Insulated air duct
6. Reinforced seawater hose
7. Through-hull fittings, fixing material, fittings, valves

- Combines cooling, heating and dehumidification in one powerful system
- Compact unit with rotatable blower and composite drain pan
- Complete package with all required installation materials
- 3 models with cooling capacities of 6000, 12000 and 16000 BTU/h

- User-friendly display for control of all functions
- Easy to clean, integrated air filter
- Proven OEM-quality with award winning design
- Accessory kit for MCS T12/T16: Optional add-on kit for directing the air flow into two separate cabins

HOW TO FIND YOUR MCS MODEL

Selecting the right MCS T model for your needs depends on the size and location of the cabin you want to air condition. A cabin below deck requires less capacity per square metre than an upper-deck cabin with large windows and direct exposure to the sun.

	Below deck (no windows)	Mid deck (small windows)	Above deck (large windows)
Dometic MCST6	8 m²	5 m²	4 m²
Dometic MCS T12	16 m²	10 m²	8 m²
Dometic MCST16	23 m²	15 m²	12 m²

Maximum air-conditioned room size (at ambient temperatures of 20 – 35 °C)

DOMETIC MCS T6 / MCS T12 / MCS T16

Complete climate system for 230-volt operation

2.12 / Marine Climate Systems

MARINE CLIMATE SYSTEMS	MCS T6	MCS T12	MCS T16
Ref. No.	9600000549	9600000550	9600000551
Cooling / heating capacity	6000 BTU/h / 1750 W	12000 BTU/h / 3500 W	16000 BTU/h / 4700 W
Consumption (at 230 V) in cooling / heating mode	890 W / 1130 W	1030 W / 1270 W	1320 W / 1660 W
Current consumption in cooling / heating mode	3.7 A / 4.7 A	4.3 A / 5.3 A	5.5 A / 6.9 A
Required circuit protection	min. 6 A, max. 10 A, delay fuse	min. 8 A, max. 10 A, delay fuse	min. 11 A, max. 15 A, delay fuse
Starting current	up to 18.7 A	up to 22 A	up to 23 A
Number of blower speeds	6 / automatic	6 / automatic	6 / automatic
Temperature range (preset)	18 °C to 30 °C	18 °C to 30 °C	18 °C to 30 °C
Thermostat temperature control	yes	yes	yes
Refrigerant*	R410a	R410a	R410a
Dimensions (W x H x D) A/C unit Electronic control	448 x 282 x 272 mm 81 x 64 x 24 mm	519 x 318 x 315 mm 81 x 64 x 24 mm	544 x 341 x 338 mm 81 x 64 x 24 mm
Weight (unit only)	19.3 kg	26 kg	28 kg
Scope of delivery	A/C unit, electrical box and control panel, seawater pump, seawater strainer, air ducts, supply-air and return-air grilles, seawater hose, through-hull fittings, fixing material, fittings, valves		

* Contains fluorinated greenhouse gases. Hermetically sealed equipment. R410A T6: 241 g / T12: 298 g / T16: 354 g. Co₂ equivalent T6: 0.503 t / T12: 0.681 t / T16: 0.799 t. GWP 2088

ACCESSORIES FOR MARINE CLIMATE SYSTEMS



SOUND COVER

Reduces the compressor noise by up to 50 % with a snug-fitting, molded cover of sound-absorbent neoprene. Easy installation, all mounting hardware is included.

Sound Cover MCS T6 kit / Ref. No. 9108723465
Sound Cover MCS T12 kit / Ref. No. 9108723467
Sound Cover MCS T16 kit / Ref. No. 9108723469



ELITE KEYPAD/DISPLAY

Easy to use with raised buttons and scroll button for mode selection. Cool-only, heat-only, dehumidify and automatic mode. Automatic humidity control reduces moisture when the boat is unattended.

Display Elite II, Eikon grey / Ref. No. 9600000844
Eikon bezel for display, graphite grey / Ref. No. 9108824444

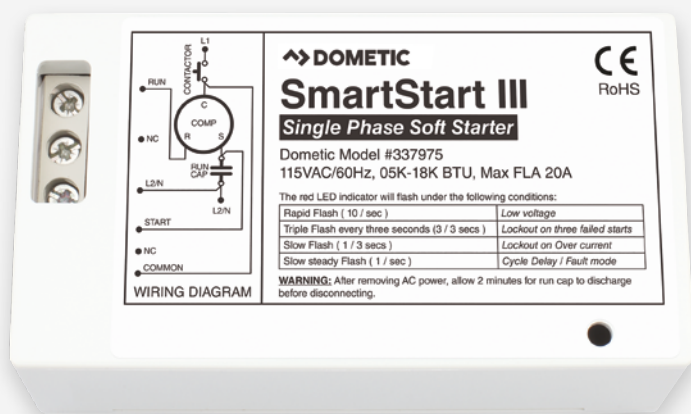


SMART TOUCH CABIN CONTROL

Easy to use cabin control with intuitive icons and menus. The display can be customized to your own personal preferences. With an Interactive screen for easy start-up, troubleshooting and help functions.

Display Smart Touch Eikon / Ref. No. 9600003187
Eikon bezel for display, graphite grey / Ref. No. 9108824444

ACCESSORIES FOR MARINE CLIMATE SYSTEMS



DOMETIC SMARTSTART III

Reduces Boat Air Conditioning Start-Up Spikes

- Prevents voltage spikes when starting, helps prevent power outages
- Problem-free air conditioner start-up at moorings with low quality electrical circuit protection
- Reduces startup amps by up to 65 %

Smart Start III 230 V / 50 – 60 / 1 16 A
12 – 30 kBTU/h / Ref. No. 9600001290
Smart Start III 230 V / 50 – 60 / 1 32 A
36 – 60 kBTU/h / Ref. No. 9600001291



REAL-WOOD VENTILATION GRILLES

For Dometic MCS T climate systems

- High-quality appearance
- Louvres can be removed for cleaning
- Return-air grilles have easy-to-clean, replaceable filters
- Supply-air grilles have double-deflection, moveable louvres

Contact your local Dometic office for available wooden grill models.



DOMETIC AIR DISTRIBUTION KIT

Air Distribution Kit for Dometic MCS

- Allows two cabins to be cooled or warmed simultaneously
- Flexible to ensure easy fitting regardless of existing mounting conditions
- Used with Dometic MCS 10, MCS 12, MCS 15, MCS 16 air climate control systems

Ref. No. 9108549923



DOMETIC BREATHE EASY™ AIR PURIFIER

Indoor air can be five times more polluted than outdoor air, especially on board. Not healthy for the lungs! Breathe Easy™ air purifier keeps the air you breathe clean and healthy and stops unpleasant odours.

- Special UV light produces no harmful ozone
- Diameter: 102 mm or 152 mm
- Connection-ready for 230 volts

ø 102 mm / Ref. No. 9108682881
ø 152 mm / Ref. No. 9108681937



DOMETIC PML250C

Centrifugal seawater pump for marine A/C systems, 230 V

- Efficient motor with low power consumption
- Magnetic-drive impeller means there is no seal to wear, leak or repair
- Marine-grade base and corrosion-resistant components that are in contact with water ensure durability

Ref. No. 9108549752



DOMETIC PML500C

Centrifugal seawater pump for marine A/C systems, 230 V

- High-capacity centrifugal pumps
- Vibration-isolation mounts reduce noise and vibration
- Seawater-grade construction with glass-filled polypropylene or bronze pump heads

Ref. No. 9108549754



DOMETIC PMA1000C

Centrifugal seawater pump for marine A/C systems, 230 V

- Packaging of multiple essential components simplifies installation
- Expansion tank protects against thermal expansion
- Dual-scale pressure gauge is convenient for US and international customers

Ref. No. 9108549776

MORE INFORMATION AT YOUR LOCAL DEALER OR DOMETIC.COM

ROOFTOP A/C SYSTEM FOR HEAVY-DUTY APPLICATIONS

Easy to install –
no ducting,
no plumbing
required



DOMETIC DURASEA

Rooftop air conditioner, 12,000 BTU/h, polar white

Dometic's DuraSea Rooftop Air Conditioner is the ideal climate solution for supply vessels, patrol boats and houseboats. It has an extremely robust yet lightweight design with a cooling capacity of up to 12,000 BTU/h.

- An extremely robust yet lightweight design
- The 12,000 BTU/h cooling capacity is ideal climate solution for supply vessels, patrol boats and houseboats
- Can be installed in a flat position on any horizontal deck or rooftop location to cool the area directly below it

Ref. No. 9105305765

Required part (to complete installation)

Air distribution kit / Ref. No. 9108798428

/ COOKING
/ COOLING BOXES
/ REFRIGERATION

FOO BEVE





D & RAGE

Caramel
280SX

CANNES



FRIDGES, COOKERS & MORE

ENJOY YOUR CRUISE WITH GREAT FOOD IN GOOD COMPANY

That's what makes a great holiday – cooking and eating together, without pressure. Delicious meals prepared from the catch of the day. Sitting on deck for hours on end, chatting, admiring a marvellous sunset, and enjoying the food in good company. Dometic helps you treat yourself and your companions with a complete range of ideas for a well equipped galley.

Choose from a large range of cool boxes and refrigerators to chill your drinks and keep cheese, vegetables, seafood and meat in prime condition. Add all you need for convenient cooking: a compact hob, a nicely integrated oven, fully equipped stove with outstanding design. Of course, we also have a matching sink for your galley, a coffee maker, or a seaworthy cooker hood.



01



02



03

01 COOKING

Cooking at sea is a pleasure with the right equipment. Dometic gives you a wide choice of hobs, ovens and stoves powered with gas or alcohol fuel, plus, a collection of sinks and space-saving hob/sink combinations. You will also find such essentials as a coffee maker, electric kettle and cooker hood.

02 COOLING BOXES

Take your pick from our vast range of portable fridges! Compressor coolers for refrigeration and deep-freezing. Thermoelectric coolers for cooling as well as for keeping food warm. Well insulated passive iceboxes packed with ice cubes or ice packs for keeping fish and bait fresh for several days without external energy supply.

03 REFRIGERATORS

Compressor fridges for free-standing or under-the-counter use – with features you love on your fridge at home. Space-saving drawer fridges that fit into existing storage compartments. Top loading fridges using the depth of the cupboard space. No matter the size of your boat, no matter the size of your crew – Dometic has the fridge to suit.





KING

CLIMATE

FOOD & BEVERAGE

HYDRA & SANITATION

POWER & CONTROL



GALLEY EQUIPMENT

COOKING, BAKING AND WASHING UP ON BOARD

Admittedly, galleys in boats are far smaller than your kitchen at home, but they can be just as well-equipped. Comfort specialist Dometic has designed everything you need for a well functioning galley. Choose from a wide range of gas or alcohol powered cookers, ovens and grills. Alcohol cookers are traditionally considered as the safest way to cook afloat. They work without pressure, are pleasantly quiet and take up little galley space. Cooking with gas is fast and convenient, because the strength of the flame can be regulated precisely.

Pick what you prefer. You will also find built-in sinks or hob/sink combinations, some handy devices for making coffee or tea, and a seaworthy cooker hood to draw cooking fumes, odours and moisture out of your boat.



01 COFFEE MAKER, KETTLE, COOKER HOOD

What would a boat galley be without such handy additions like a coffee maker, electric kettle or cooker hood? Here are three truly seaworthy devices.

02 SINKS

Built-in sinks and combination units accommodating a hob and a sink in the smallest possible space. Some models have a heat-resistant glass lid that can be folded down when the cooking is done to extend your worktop.

03 OVENS AND HOBES

Why do without familiar ways of cooking food just because you're at sea? Dometic gives you a wide choice of options: hobs, ovens and fully fledged stoves fuelled with gas or alcohol. For free-standing use or for permanent installation.



12 OR 24 V

DOMETIC PERFECTCOFFEE MC 052 / MC 054

This coffee maker, specifically designed for mobile use, makes up to five cups of delicious freshly-brewed coffee at a time.

- Swing filter for easy operation
- Integrated transport securing device for the glass pot
- Fixing kit for wall or desk mounting
- 5 cups per coffee pot
- Warming plate with thermostat

Coffee Maker, 12 V
Ref. No. 9600000340
Coffee Maker, 24 V
Ref. No. 9600000341



12 OR 24 V

DOMETIC PERFECTKITCHEN MCK 750

There's not a lot that a sit down and a good cup of tea won't put right and this Dometic PerfectKitchen 12 V or 24 V kettle is right there when you need it.

- A kettle designed to run off a 12 V or 24 V power source
- Especially designed for mobile use
- Robust relay technology
- Automatic switch-off when boiling temperature is reached
- Boil-dry protection
- Status indication

Kettle, 12 V
Ref. No. 9600000342
Kettle, 24 V
Ref. No. 9600000343



12 V


DOMETIC CK 2000

Air recirculation cooker hood with two-speed fan

This innovative cooker hood cleans and recirculates air – so there's no need to install a roof ventilator.

- Innovative air recirculation cooker hood – the world's first for motorhomes!
- Activated carbon air filters and halogen lamps are easy to replace with snap-on release mechanism
- High efficiency means low power consumption of just 5 W
- Washable metal grease filter
- Two integrated halogen lights with two lighting levels
- Two-speed fan setting

Ref. No. 9107300002
Activated carbon filter for CK 2000 (Pack of two) / Ref. No. 9107300007




DOMETIC SNG 4237

Square sink with glass lid, 420 x 370 mm

- Heat-resistant safety glass lid providing more workspace when closed
- Compact design with built-in dimensions (W x D): 405 x 355 mm
- Robust stainless steel for long-life

Ref. No. 9102305034



DOMETIC SNG 4244

Square sink with glass lid, 420 x 440 mm

- Heat-resistant safety glass lid providing more workspace when closed
- Compact design with built-in dimensions (W x D): 405 x 425 mm
- Robust stainless steel for long-life

Ref. No. 9102305030



DOMETIC SNG 420

Round sink with glass lid, Ø 420 mm

- Heat-resistant safety glass lid providing more workspace when closed
- Compact design has an installation dimension (Ø) of 400 mm
- Robust stainless steel for long-life

Ref. No. 9102305032



DOMETIC HS 2420 R / DOMETIC HS 2420 L

Two-burner hob and sink combination, 600 x 420 mm

- Compact sink/two-burner hob combination
- Sink is positioned on left or right side of burners
- Easy-to-clean detachable pan grids
- Built-in dimensions (W x D): 566 x 386 mm

HS 2420 R, sink positioned on right side

Ref. No. 9103301742

HS 2420 L, sink positioned on left side

Ref. No. 9103301754



DOMETIC HS 2460R / HS 2460L

Two-burner hob and sink combination, 490 x 460 mm


- Compact sink/two-burner hob combination
- Sink is positioned on left or right side of burners
- Easy-to-clean detachable pan grids
- Built-in dimensions (W x D): 456 x 426 mm

HS 2460 R, sink positioned on right side

Ref. No. 9103301752

HS 2460 L, sink positioned on left side

Ref. No. 9103301747



DOMETIC ORIGO A100

Single-burner built-in alcohol stove

- Single-burner stove that is smaller than comparable models
- Efficiently fuelled by denatured alcohol, making it very safe
- Designed to be neatly built into kitchen worktop
- Dimensions (W x H x D): 270 x 160 x 365 mm
- Built-in dimensions (W x H x D): 255 x 150 x 340 mm

Ref. No. 9103303935



DOMETIC ORIGO A200

Two-burner built-in alcohol stove

- Two-burner stove that is smaller than comparable models
- Efficiently fuelled by denatured alcohol, making it very safe
- Designed to be neatly built into kitchen worktop
- Dimensions (W x H x D): 500 x 160 x 365 mm
- Built-in dimensions (W x H x D): 485 x 150 x 340 mm

Ref. No. 9103303937




DOMETIC ORIGO 2000

Single-burner built-in alcohol stove

- Compact single burner stove, great for small spaces
- Efficiently fuelled by denatured alcohol, making it very safe
- Designed to be neatly built into kitchen worktop
- Dimensions (W x H x D): 396 x 150 x 377 mm
- Built-in dimensions (W x H x D): 345 x 140 x 325 mm

Ref. No. 9103303884



DOMETIC ORIGO 4100

Two-burner built-in alcohol stove

- Compact two-burner stove, great for small spaces
- Efficiently fuelled by denatured alcohol, making it very safe
- Designed to be neatly built into kitchen worktop
- Dimensions (W x H x D): 623 x 150 x 377 mm
- Built-in dimensions (W x H x D): 575 x 140 x 325 mm

Ref. No. 9103303890



ALCOHOL

DOMETIC ORIGO ONE

Single-burner free-standing alcohol stove

This compact single-burner stove, fuelled by denatured alcohol, makes an ideal mobile cooker for motorhomes, caravans, camping and boats.

- Compact and portable single-burner stove, great for outdoor activities
- Efficiently fuelled by denatured alcohol, making it very safe
- Freestanding design for true mobile cooking

Ref. No. 9103303977



ALCOHOL

DOMETIC ORIGO TWO

Two-burner free-standing alcohol stove

This compact two-burner stove, fuelled by denatured alcohol, makes an ideal mobile cooker for motorhomes, caravans, camping and boats.

- Compact and portable two-burner stove, great for outdoor activities
- Efficiently fuelled by denatured alcohol, making it very safe
- Freestanding design for true mobile cooking

Ref. No. 9103303978



ALCOHOL

DOMETIC ORIGO 5100

Single-burner alcohol stove or heater

This useful cooking stove doubles up as a heater to take the edge off a cold evening when touring, camping or on water.

- Effective stove that doubles up as heater
- Efficiently fuelled by denatured alcohol, making it very safe
- Compact design makes it easy to take out and about

Ref. No. 9103303920



ALCOHOL

DOMETIC ORIGO 6000

Two-burner free-standing alcohol stove and oven

This built-in two-burner alcohol stove and oven is easily fitted to suit all types of applications.

- Super compact design and easily fitted without extra installation work
- Two burner alcohol stove with an oven
- Uses high performance technology, tested for safe operation

Ref. No. 9103303922

FREE-STANDING GAS COOKERS

The one or two-burner cookers offer an output of 1600 watts per burner, and come equipped with a safety ignition system, heat shield, adjustable pot holder and an easy-to-clean stainless steel surface. They can be permanently installed in the pantry or galley,

but can also be used as free-standing units on deck. For those who need it, it's easy to add a (gimballed) suspension that's available as an optional accessory.



DOMETIC EK 1600

Flexible free-standing single-burner gas cooker

- Compact one-burner gas hob
- Can be installed as either a built-in or free standing appliance
- Handy adjustable pan holders
- Made from tough stainless steel
- Safety ignition system

Ref. No. 9103300517



DOMETIC EK 3200

Flexible free-standing two-burner gas cooker

- Efficient two-burner gas hob
- Can be installed as either a built-in or free standing appliance
- Handy adjustable pan holders
- Made from tough stainless steel
- Safety ignition system

Ref. No. 9103300518




DOMETIC PI2232M

Two-burner gas hob, 380 x 280 mm

A neat little two-burner gas hob – the ideal cooking solution for tight spaces.

- Two-burner built-in gas hob ideal for small spaces
- Easy-to-clean detachable chrome pan grids
- Safety ignition system

Ref. No. 9102300032




DOMETIC PI8062M

Two-burner gas hob with glass lid,
480 x 370 mm

A great space-saving two-burner hob with glass lid bringing cooking convenience to small spaces.

- Compact two-burner hob
- Heat-resistant safety glass lid provides more workspace when closed
- Easy-to-clean detachable pan grids
- Built-in dimensions (W x D):
466 x 358 mm

Ref. No. 9102300008



DOMETIC PI8063M

Three-burner gas hob with glass lid,
560 x 440 mm

A great space-saving three-burner hob with glass lid bringing cooking convenience to small spaces.

- Compact three-burner hob
- Heat-resistant safety glass lid provides more workspace when closed
- Easy-to-clean detachable pan grids
- Built-in dimensions (W x D):
546 x 428 mm

Ref. No. 9102300009



DOMETIC GASCHECKER GC 100

Pocket-sized gas level indicator for gas bottles

- Small and lightweight, easy to stow away
- Provides a reliable measurement of gas level in propane tanks
- Ideal for use RVing, camping, tailgating, boating or at home
- For use on steel and aluminum propane tanks

Ref. No. 9103500697



DOMETIC PI7093

Electric grill operating on 230 V AC

Electric grill with sleek mirror-polished stainless steel finish - ideal for cooking when you're travelling!

- Mains powered 230 V electric grill
- Sleek polished stainless steel finish
- Easy to use

Ref. No. 9102302153

OVENS WITH GRILL

Unique on the
market:
Built-in
rotary plate



GAS

DOMETIC OG 2000

Built-in gas oven, 20 l capacity

A handy gas oven with grill and rotary tray to meet all culinary needs

- Convenient built-in gas oven with grill
- Rotary tray
- Glass door, hinged at bottom for ease of access
- Convenient interior light
- Electronic ignition with safety ignition system
- Thermostatic temperature control
- Dimensions (W x H x D): 530 x 310 x 410 mm
- Built-in dimensions (W x H x D): 504 x 283 x 460 mm

Ref. No. 9103303710



GAS

DOMETIC OG 3000

Built-in gas oven, 30 l capacity

A handy gas oven with grill and rotary tray to meet all culinary needs

- Convenient built-in gas oven with grill
- Rotary tray
- Glass door, hinged at bottom for ease of access
- Convenient interior light
- Electronic ignition with safety ignition system
- Thermostatic temperature control
- Dimensions (W x H x D): 530 x 430 x 415 mm
- Built-in dimensions (W x H x D): 500 x 410 x 460 mm

Ref. No. 9103303709

DOMETIC MOONLIGHT TWO

Gas oven with grill and 2-burner hob

This affordable, high quality gas oven with grill and two-burner hob is the ideal all-in-one cooking solution for motorhomes and caravans.

- Affordable high quality gas oven
- Complete with grill and two-burner hob
- Safety ignition system
- Handy transparent door to see what's cooking
- Dimensions (W x H x D): 500 x 390 x 395 mm
incl. semi-gimbal suspension:
525 x 457 x 395 mm

Ref. No. 9103303824



DOMETIC MOONLIGHT THREE

Gas oven with grill and 3-burner hob

- Affordable high quality gas oven
- Complete with grill and three-burner hob
- Safety ignition system
- Handy transparent door to see what's cooking
- Dimensions (W x H x D):
473 x 435 x 470 mm
incl. semi-gimbal suspension:
501 x 500 x 470 mm

Ref. No. 9103303825



DOMETIC SUNLIGHT

Gas oven with 2-burner hob

- Slim-line oven is ideal for galleys or confined spaces
- Complete with grill and two-burner hob
- Safety ignition system
- Handy transparent door to see what's cooking
- Dimensions (W x H x D):
449 x 398 x 357 mm
incl. semi-gimbal suspension:
475 x 430 x 357 mm

Ref. No. 9103303823



DOMETIC STARLIGHT

Gas oven with grill cabinet and 2-burner hob

- Slim-line oven is ideal for galleys or confined spaces
- Complete with grill and two-burner hob
- Safety ignition system
- Handy transparent door to see what's cooking
- Dimensions (W x H x D):
449 x 508 x 357 mm
incl. semi-gimbal suspension:
475 x 540 x 357 mm

Ref. No. 9103303822







COOLING ON THE MOVE

THREE REFRIGERATION TECHNOLOGIES FOR MOBILE USE

We employ three different refrigeration technologies to help you keep your provisions fresh and cool throughout the cruise. Check out Europe's most extensive range of cool boxes for mobile use!

No cooling system can handle every task, so whether you're better off with a compressor powered, a thermoelectric or passive cooling appliance depends entirely on how and where you intend to use your mobile fridge.

Compressor coolers can be used for refrigeration and deep-freezing. Thermoelectric coolers are suitable for cooling as well as for keeping food warm. The benefit of a passive cooler is that it does its job without an external power supply.

COOL CHAMPIONS: AWARD-WINNING COOL BOXES

Dometic cool boxes are among the best of their kind in the market, as top ratings in recent product tests have shown. The Dometic CoolFreeze CFX 40, for instance, was the undisputed winner in the 2017 cool box test of two leading German camping magazines. The TropiCool TCX 21 was awarded a "very recommendable" rating in a test of the German Society for Technical Supervision (GTÜ) and the ACE Auto Club Europe.



01



02



03



01 PASSIVE COOLERS

Well insulated and packed with ice cubes or ice packs, our passive coolers keep food, fish, bait and game fresh for up to several days in all weather conditions, and without requiring any external power supply. They are food-safe, lightweight, easy to transport and can be tied down securely on board.

02 THERMOELECTRIC COOLERS

Thermoelectric coolers provide active cooling up to 30 °C below the ambient temperature (depending on the model). They can be used for refrigeration as well as for keeping food warm. They are lightweight and easy to transport.

03 COMPRESSOR COOLERS

Compressor coolers provide excellent cooling performance, even at extreme ambient temperatures and with minimal power consumption. They can be used for standard refrigeration as well as for deep-freezing.

ICEBOXES IN HEAVY DUTY QUALITY

Dometic iceboxes feature an extremely effective insulation system. Fitted with ice packs or ice cubes, they can keep groceries, fish, bait and wild game fresh for several days. The new facelift models of the popular series are even cooler. Practical accessories like seat cushions, fishing rod holders and bottle openers make them indispensable companions for fishermen, hunters and other nature lovers. The modular storage system, consisting of wire baskets and dividers, organises the content. Available for all new Cool Ice models (41 to 111 litres).

Tips for use!

If viable, store the Dometic iceboxes in cool surroundings for several hours before use and keep them out of direct sunlight. If being filled with drinks or groceries, we recommend chilling the items beforehand. Standard freezer packs or ice cubes are suitable as coolants. Air will compromise the cooling capacity and shorten the duration of cooling. Therefore avoid opening it unnecessarily and pack the boxes as full as possible.

NEW!

COOL-ICE CI
models with large
accessory range



DIVIDER

An easy way to create a separate cooling compartment



FISHING ROD HOLDER, BEVERAGE HOLDERS

Must-have accessories for passionate anglers



FIXING KIT

Guarantees a firm hold in the vehicle during the journey



STORAGE BASKETS

For well organised storage and convenient access



SEAT CUSHIONS

Turn your cool box into a comfortable seat



BOTTLE OPENER

Ready to hand whenever you need it



For full technical data and all reference numbers see p. 104.

NEW! COOL-ICE CI

NOW WITH COOL ACCESSORIES



DOMETIC COOL-ICE CI 42

Insulation box, 43 l

- Weight: 8.7 kg

Ref. No. 9600000541



DOMETIC COOL-ICE CI 55

Insulation box, 56 l

- Weight: 10.6 kg

Ref. No. 9600000542



DOMETIC COOL-ICE CI 70

Insulation box, 71 l

- Weight: 11.8 kg

Ref. No. 9600000543



DOMETIC COOL-ICE CI 85

Insulation box, 87 l

- Weight: 14 kg

Ref. No. 9600000544



DOMETIC COOL-ICE CI 85W

Insulation box with wheels and pull-out handle, 86 l

- Weight: 14,6 kg

Ref. No. 9600000545



DOMETIC COOL-ICE CI 110

Insulation box, 111 l

- Weight: 18.1 kg

Ref. No. 9600000546



DOMETIC COOL-ICE WCI 13

Insulation box, 13 l

- Weight: 2.8 kg

Ref. No. 9600000500



DOMETIC COOL-ICE WCI 22

Insulation box, 22 l

- Weight: 4.2 kg

Ref. No. 9600000501



DOMETIC COOL-ICE WCI 33

Insulation box, 33 l

- Weight: 7.5 kg

Ref. No. 9600000502

UNIVERSAL LEISURE COOLERS

“Cool fun” for picnic beginners and professionals – available in two different model versions, both with a USB connection for charging mobile devices. Dometic CoolFun SC stands for high-performance thermoelectric cooling at a good price. The practical leisure coolers provide cooling up to 18 °C below the ambient temperature.



DOMETIC COOLFUN SC 30

Portable thermoelectric cooler, 29 l

This quality thermoelectric cooler is ideal for car journeys, camping, picnics or even in the office. Portable, cool convenience!

- Versatile carrying handle serves to support or lock the lid
- USB port for charging mobile devices
- 29 l capacity has room for 2 l bottles

Ref. No. 9600000486



USB PORT
for charging mobile devices



SPLIT LID
and removable partition

Our recommendation for picnic professionals is the SC 38, because it offers an ample storage capacity of 37 litres and many convenient extras: sturdy wheels and a telescopic handle for ease of transport, a flexible interior partition system, a split lid for minimal cooling loss, and the option to keep lunch warm if required.



DOMETIC COOLFUN SC 38

Thermoelectric cooler with wheels and telescopic handle, 37 l

This quality thermoelectric cooler is ideal for car journeys, camping, picnics or even in the office. Portable, cool convenience!

- Versatile carrying handle serves to support or lock the lid
- USB port for charging mobile devices
- Wheels and telescopic handle

Ref. No. 9600000487



CONNECTIONS
for 12 V DC and 230 V AC



12/24 V



230 V



COOLING AND
HEATING
MODE

TROPICOL COOLERS

CONVENIENT DC / AC COOLERS WITH TC SPECIAL ELECTRONICS AND A DIGITAL DISPLAY

Fresh design with soft-touch controls and a digital display – these are the hallmarks of the Dometic TropiCool series. What's more, the popular high-tech coolers feature a lot of inner values: intelligent power-save circuit, individually adjustable temperature, cooling performance up to 30 °C below the ambient temperature. If desired, the convenient units can also take care of keeping food warm: activating the heating function supplies temperatures of up to +65 °C.

- Cooling up to 30 °C below ambient temperature, heating up to +65 °C
- 12 / 24 / 230-volt connection as standard with priority circuit for mains operation
- Intelligent power-save circuit
- TC special electronics with a soft-touch control panel



12/24 V



230 V



COOLING AND
HEATING
MODE



DOMETIC TROPICOL TCX 14

Portable thermoelectric cooler, 14 l

Thermoelectric cooler in a fresh new design. Offering convenient, efficient and portable cooling or heating.

- Convenient 12 or 24 V DC and 230 V AC cooler
- Refrigerates down to 30 °C below ambient temperature, heats up to +65 °C above
- Very efficient with intelligent power-save circuit

Ref. No. 9600003805
UK Ref. No. 9600003802

DOMETIC TROPICOL TCX 21

Portable thermoelectric cooler, 20 l

Thermoelectric cooler in a fresh new design. Offering convenient, efficient and portable cooling or heating.

- Convenient 12 or 24 V DC and 230 V AC cooler
- Refrigerates down to 30 °C below ambient temperature, heats up to +65 °C above
- Very efficient with intelligent power-save circuit

Ref. No. 9600003806
UK Ref. No. 9600003803

DOMETIC TROPICOL TCX 35

Portable thermoelectric cooler, 33 l

Thermoelectric cooler in a fresh new design. Offering convenient, efficient and portable cooling or heating.

- Convenient 12 or 24 V DC and 230 V AC cooler
- Refrigerates down to 30 °C below ambient temperature, heats up to +65 °C above
- Very efficient with intelligent power-save circuit

Ref. No. 9600003807
UK Ref. No. 9600003804



"LIGHT" COMPRESSOR TECHNOLOGY

EXTREMELY COMPACT



These coolers are remarkably lightweight and easy to carry thanks to the use of a compact compressor. Fitted with a shoulder strap, carrier bar or handles, they can be taken absolutely anywhere. Storage won't ever be a problem either, as the super-slim design means they fit into a small space perfectly.

Performance is another plus factor: refrigeration and deep-freezing down to -18°C with minimal power consumption, regardless of the outside temperature. Dometic CoolFreeze CF series coolers are ready for connection to 12/24 volts DC and 100 – 240 volts AC, so they can be used simply everywhere.



12/24 V



100 – 240 V

SOLAR
OPERATION



DOMETIC COOLFREEZE CF 11

Portable compressor cooler and freezer,
10.5 l

This remarkably lightweight compressor cooler is extremely compact and easy to use.

- Extremely compact, super-slim design
- Refrigeration and deep-freezing
- With shoulder strap for easy transport

Ref. No. 9600005337

UK Ref. No. 9600005338



DOMETIC COOLFREEZE CF 16

Portable compressor cooler and freezer,
15 l

This remarkably lightweight compressor cooler is extremely compact and easy to use.

- Extremely compact, super-slim design
- Refrigeration and deep-freezing
- Compact compressor, therefore lightweight

Ref. No. 9600005339

UK Ref. No. 9600005340



DOMETIC COOLFREEZE CF 26

Portable compressor cooler and freezer,
21.5 l

This remarkably lightweight compressor cooler is extremely compact and easy to use.

- Extremely compact, super-slim design
- Refrigeration and deep-freezing
- Compact compressor, therefore lightweight

Ref. No. 9600005341

UK Ref. No. 9600005343



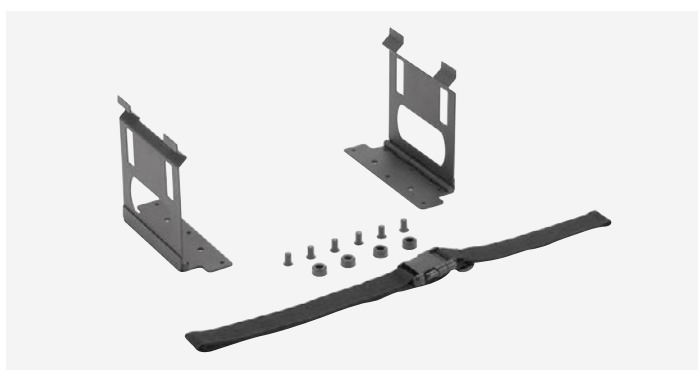
Two integrated drink holders (CF 11)



Digital display



Lift-out wire basket (CF 26)



DOMETIC COOLFREEZE CF-CDF-FK

Vehicle fixing kit for CF 16 – 50, CDF 16 – 46

Universal fixing kit for secure mounting of cooler in the vehicle.

- For secure use of cooler while on the move
- For safe fastening of cooler
- Universal fixing kit to suit CoolFreeze CF 16 to CF 50, CDF 16 to CDF 46

Ref. No. 9105303708



NEW!



NEW!
DOMETIC COOLFREEZE CF-CBS

Cool box stand for CoolFreeze boxes

- No need to strain your back – place your cool box at a comfortable height
- The sturdiest stand within its category: load capacity up to 80 kg
- With a light weight of 2 kg and full collapsibility, transport is easy!

Ref. No. 9600000689

CLASSIC COOLER AND FREEZER ALSO AVAILABLE AS HYBRID MODEL

Are you looking for a highly efficient cooling unit for the awning, the patio or the garage workshop? The Dometic CoolFun CK 40D AC compressor cooler is just what you need: deep-freezing down to -15°C , a capacity of 38 litres and an incredibly low price! The hybrid model of the tried and tested appliance is even more versatile, it features a supplementary thermoelectric unit in addition to the compressor, allowing the cooler to also be operated using a 12-volt

vehicle battery. Pre-cooled goods can therefore be kept as cool as required even during journeys to your holiday destinations. From the outside, both cooler variants look alike: elegant black finish and sleek sheet-steel housing with integrated handles.



DOMETIC COOLFUNK CK 40D

Portable compressor cooler, 230 V, 38 l

A multi-purpose fridge and freezer, this compressor cooler is highly efficient and provides excellent performance.

- Powerful AC compressor for continuously variable temperature from $+10^{\circ}\text{C}$ to -15°C
- Extra-strong insulation with all-round rubber seal
- Portable cooler with high performance

Ref. No. 9600004297
UK Ref. No. 9600005416



DOMETIC COOLFUNK CK 40D HYBRID

Portable hybrid cooler and freezer, 38 l

A multi-purpose fridge and freezer, this hybrid compressor cooler is highly efficient and provides excellent performance.

- Powerful compressor powered by 230 V AC for cooling or freezing; additional thermoelectric unit for use with 12 V battery for cooling only
- Extra-strong insulation with all-round rubber seal
- 38 l capacity has space for 2 l bottles

Ref. No. 9600000482
UK Ref. No. 9600000572



Easy to handle: The deep-freeze function (down to -15°C) keeps even perishable food fresh.



Easy-to-read digital temperature display (in compressor mode).



Vertical space for 1.5 and 2 litre bottles standing

FOOD & BEVERAGE

COOL BOXES / COOLFREEZE CFX

COOLFREEZE CFX COMPRESSOR COOLERS

OUR MOST POWERFUL COMPRESSOR COOLERS EVER!

Energy class A++ and freezer temperatures down to -22°C ! With its CoolFreeze CFX series, the refrigeration specialist Dometic proves how milestones are made. Its specially-developed high-performance compressor and extra strong insulation have allowed the energy consumption to be reduced by up to 35 % compared to its predecessors.



12/24 V



100 - 240 V



SOLAR
OPERATION



DEEP FREEZING
DOWN TO -22°C

UP TO 35 % LESS POWER
CONSUMPTION!

TEMPERATURE CONTROL BY
WIFI APP*

STAY COOL!

Fitted with heavy-duty features like reinforced corners, stainless-steel hinges and a robust lid lining, the hi-tech coolers in the CFX series can withstand the most demanding of loads. Even so, they are remarkably lightweight and easy to transport. The CFX 35W to CFX 100W models give you the convenient option of controlling and monitoring the cooling temperature by WiFi app.

NEW:
CoolFreeze
CFX 75DZW
p. 47

BENEFITS WITH CFX SERIES

- Suitable for deep freezing down to -22°C
- Excellent cooling performance even at extremely high outside temperatures
- 12/24 volts DC and 100 – 240 volts AC
- CFX special electronics with digital temperature display
- Extremely efficient and superbly quiet operation
- USB port for charging smartphones or MP3 players
- Drain plugs make cleaning simple
- Suitable for solar operation
- Heavy-duty version
- Temperature control by WiFi app*



TEMPERATURE CONTROL VIA WIFI APP

All CoolFreeze CFX coolers (except CFX 28) can be conveniently controlled by smartphone. Our WiFi app gives you plenty of options. You can set different cooling temperatures, battery protection levels and temperature alarms. Or switch your cooler on and off from a distance.

Features & functions

- Temperature setting via slider or button
- Programming of battery protection levels and temperature alarms
- Display of current temperature, energy source, voltage and warning messages
- ON/OFF switch for cooler (or individual compartments of a dual-zone model)
- Android and iOS version available



LED LIGHT

Energy-efficient LED interior light



CONNECTIVITY

USB port for charging small electronic devices



QUICK OVERVIEW

Electronic thermostat with digital temperature display



Up to 35 % less power consumption!

THE SPECIAL CFX ELECTRONICS

The CFX series is equipped with special electronics which start up the compressor gently while saving energy. If the preset temperature is not reached within a short period of time, or a temperature below -12°C has been set, the turbo cooler switches on automatically to boost the compressor speed. As soon as the set temperature is reached, the CFX special electronics switch back to energy-saving mode.

- Intelligent, automatic turbo cooler
- 3-stage battery protection, set using the digital display
- 4-digit digital display (Celsius or Fahrenheit)
- Any temperature can be chosen
- Operating status and error display
- Memory function for storing set values



DOMETIC COOLFREEZE CFX 35W

Portable compressor cooler and freezer, 32 l

- Storage volume: 32 l
- Excellent cooling performance even at extremely high outside temperatures
- Suitable for deep-freezing down to -22°C
- Very efficient and quiet operation. Suitable for solar operation
- Heavy-duty design with reinforced corners, stainless steel hinges and robust lid coating
- CFX special electronics with digital temperature display
- Temperature control via WiFi app

Ref. No. 9600000470
UK Ref. No. 9600000471



DOMETIC COOLFREEZE CFX 40W

Portable compressor cooler and freezer, 38 l

- Storage volume: 38 l
- Excellent cooling performance even at extremely high outside temperatures
- Suitable for deep-freezing down to -22°C
- Very efficient and quiet operation. Suitable for solar operation
- Heavy-duty design with reinforced corners, stainless steel hinges and robust lid coating
- CFX special electronics with digital temperature display
- Temperature control via WiFi app

Ref. No. 9600000472
UK Ref. No. 9600000473

CFX 28:
26-litre
compact
class



A++

DOMETIC COOLFREEZE CFX 28

Portable compressor cooler and freezer, 26 l

- Storage volume: 26 l
- Excellent cooling performance even at extremely high outside temperatures
- Suitable for deep-freezing down to -22°C
- Very efficient and quiet operation. Suitable for solar operation
- Heavy-duty design with reinforced corners, stainless steel hinges and robust lid coating
- CFX special electronics with digital temperature display

Ref. No. 9600000468

UK Ref. No. 9600000469



15m

DOMETIC COOLFREEZE CFX-WD

Wireless display for CFX coolers without WiFi app function

- Suitable for CFX 28 and other CFX models without WiFi app function
- Displays fridge temperature, fridge power source, and battery protection setting
- Two-levels temperature alarm setting, with audible and visual alarm
- Suitable for CFX28 and older CFX models without WIFI App function

Ref. No. 9600000164



NEW! DOMETIC COOLFREEZE CFX-QFK

This fixing kit is specifically designed to be used for securing the Dometic CoolFreeze CFX 28 in your vehicle.

- Quick release mechanism for easy removal of cooler
- Easily place your cooler in a secure position
- No extra tools required

Ref. No. 9600000166



NEW! DOMETIC BATTERYPACK BP124

Battery set for supplying energy to 24-volt compressor coolers; suitable for the CFX, CDF, CF series

- High-quality lithium-ion cells (Samsung ICR18650-26F), integrated charger

Ref. No. 9600005902



DOMETIC COOLFREEZE CFX 50W

Portable compressor cooler and freezer, 46 l

- Storage volume: 46 l
- Excellent cooling performance even at extremely high outside temperatures
- Suitable for deep-freezing down to -22°C
- Very efficient and quiet operation. Suitable for solar operation
- Heavy-duty design with reinforced corners, stainless steel hinges and robust lid coating
- CFX special electronics with digital temperature display
- Temperature control via WiFi app

Ref. No. 9600000474

UK Ref. No. 9600000475



DOMETIC COOLFREEZE CFX 65W

Mobile compressor cooler and freezer, 53 l

- Storage volume: 53 l
- Excellent cooling performance even at extremely high outside temperatures
- Suitable for deep-freezing down to -22°C
- Very efficient and quiet operation. Suitable for solar operation
- Heavy-duty design with reinforced corners, stainless steel hinges and robust lid coating
- CFX special electronics with digital temperature display
- Temperature control via WiFi app

Ref. No. 9600000476

UK Ref. No. 9600000477



DOMETIC COOLFREEZE CFX 100W

Mobile compressor cooler and freezer, 88 l

- Storage volume: 88 l
- Excellent cooling performance even at extremely high outside temperatures
- Suitable for deep-freezing down to -22°C
- Very efficient and quiet operation. Suitable for solar operation
- Heavy-duty design with reinforced corners, stainless steel hinges and robust lid coating
- CFX special electronics with digital temperature display
- Temperature control via WiFi app

Ref. No. 9600000536

UK Ref. No. 9600000650

SIMULTANEOUS COOLING AND FREEZING COOLFREEZE CFX DZ

Do you want to store fresh produce, or preferably frozen food? Actually this is not the question here. Dometic CFX DZ series coolers satisfy all your needs with their dual-zone refrigeration system. Even simultaneous cooling and freezing is possible. The larger CFX 95DZW model gives you two practical extra features. First, the temperature can be set and monitored with an easy-to-use WiFi app. Second, the two temperature zones have separate controls, so they can be precisely set as required.



12/24 V



100 – 240 V



SOLAR
OPERATION

NEW!



NEW! DOMETIC COOLFREEZE CFX 75DZW

Mobile compressor dual-zone cooler and freezer, 70 l

- Storage volume: 70 l
- Two temperature zones makes simultaneous cooling and freezing possible, 43 and 27 l
- Suitable for deep-freezing down to -22°C
- Very efficient and quiet operation. Suitable for solar operation
- Heavy-duty design with reinforced corners, stainless steel hinges and robust lid coating
- CFX special electronics with digital temperature display
- Temperature control via WiFi app

Ref. No. 9600001409

UK Ref. No. 9600001413



DOMETIC COOLFREEZE CFX 95DZW

Mobile compressor dual-zone cooler and freezer, 85 l

- Storage volume: 85 l
- Two temperature zones makes simultaneous cooling and freezing possible, 50.5 and 34.5 l
- Suitable for deep-freezing down to -22°C
- Very efficient and quiet operation. Suitable for solar operation
- Heavy-duty design with reinforced corners, stainless steel hinges and robust lid coating
- CFX special electronics with digital temperature display
- Temperature control via WiFi app

Ref. No. 9600000480

UK Ref. No. 9600000163

A photograph of two men on a boat. The man on the left is wearing a light blue shirt and sunglasses, looking towards the right. The man on the right is wearing a white shirt and sunglasses, smiling. They are sitting in a boat with white and brown upholstery. A large white word is overlaid on the image.

REFRIGE






COOL CONVENIENCE

BUILT-IN AND FREE-STANDING REFRIGERATORS – WELL EQUIPPED LIKE YOUR FRIDGE AT HOME

Are you looking for a new refrigerator? A space-saving fitted model or a free-standing one with ample capacity for a longer cruise? We have put together a collection of cooling solutions that satisfy every need – compact and mid-sized drawer fridges, top loaders using the depth of the cupboard space and free-standing premium refrigerators well equipped like your fridge at home. Stainless steel, stainless steel look or white front – just choose the design to match your galley!

If you are looking for a smart solution to turn unused nooks and crannies on board into a refrigerated storage space, check out our ColdMachine cooling units. You will also find ready-to-use package solutions including a cooling unit and matching evaporator.



01 DRAWER FRIDGES

Space-saving and convenient: CoolMatic CD 20 / CD 30 built-in drawer fridges. Fit into existing storage compartments and ideal for the flybridge. One size up: CoolMatic drawer fridges with 38.5 or 57 litres of well organised cooling space and a freezer compartment that can be removed to make room for more refrigerated items.

02 TOP LOADING FRIDGES

Use the depth of the cupboard space! Our top loaders CoolMatic CB 36 / CB 40 provide 36 or 40 litres capacity for your provisions. Where space is limited, the cooling unit can be detached and fitted separately.

03 COMPRESSOR REFRIGERATORS

Two attractive series for free-standing or under-the-counter use. CoolMatic CRX refrigerators with stainless steel or stainless steel effect fronts – all with a versatile interior and smart, energy saving electronics system. CoolMatic HDC refrigerators in all-white, equipped like a domestic fridge. Great for larger yachts and commercial vessels.

04 COOLING UNITS

Great for self-made fridges: wide choice of cooling units, evaporators and cold accumulators. Also available with attractive package prices.


02



03



04





DOMETIC COOLMATIC CD 20 / CD 20W / CD 20S

Compressor drawer fridge, 20 l

- Compact design and smart solution: the cooling unit can be fitted to the side of the cooler (left or right) and up to 1.5 m away
- Space saving, flat and compact design is ideal for confined areas
- Unlock and open with a single movement

CD 20, black front / Ref. No. 9105330623

CD 20W, white front / Ref. No. 9105330625

CD 20 S, stainless steel front / Ref. No. 9105330624



DOMETIC COOLMATIC CD 30 / CD 30W / CD 30S

Compressor drawer fridge, 30 l

- Compact design and smart solution: the cooling unit can be fitted to the side of the cooler (left or right) and up to 1.5 m away
- Space saving, flat and compact design is ideal for confined areas
- Unlock and open with a single movement

CD 30, black front / Ref. No. 9105330621

CD 30W, white front / Ref. No. 9105330622

CD 30 S, stainless steel front / Ref. No. 9105330620



DOMETIC COOLMATIC CB 36

Top-loading built-in compressor refrigerator, 36 l

- Space saving, compact design is ideal for small spaces
- Suitable for solar power
- Superb cooling performance. Range: +10 °C to -12 °C
- Detachable cooling unit (1.5 m supply cable)

Ref. No. 9105204434



DOMETIC COOLMATIC CB 40

Top-loading built-in compressor refrigerator, 40 l

- Space saving, compact design is ideal for small spaces
- Suitable for solar power
- Superb cooling performance. Range: +10 °C to -12 °C
- Detachable cooling unit (1.5 m supply cable)

Ref. No. 9105204435

DOMETIC COOLMATIC HDC 275

Compressor refrigerator, 277 l

Fridges don't come much bigger than this! With a storage volume of 277 l including a 75 l freezer, this fridge is ideal for big groups, big trips and big eaters.

- The large freezer at bottom for easier fridge access. Deep freeze to -18°C !
- An extra large fridge to keep you well stocked for the extra long journeys
- Variable door hinges and locks (right or left) offer convenient access
- Magnetic seal on the door
- Interior light
- 12 or 24 V DC
- Suitable for solar operation

Ref. No. 9105204439

Large
separate
freezer
compartments



SOLAR
OPERATION



12/24 V



SOLAR
OPERATION



12/24 V



SOLAR
OPERATION



12/24 V



SOLAR
OPERATION



12/24 V



DOMETIC COOLMATIC HDC 155FF

Compressor refrigerator, 117 l

- The 17 l freezer has its own separate compartment. Deep freeze to -18°C !
- Variable door hinges and locks (right or left) offer convenient access

Ref. No. 9105204436

DOMETIC COOLMATIC HDC 195

Compressor refrigerator, 173 l

- The 41 l freezer has its own compartment and door. Deep freeze to -18°C !
- An extra large fridge to keep you well stocked for the extra long journeys
- Variable door hinges and locks (right or left) offer convenient access

Ref. No. 9105204437

DOMETIC COOLMATIC HDC 225

Compressor refrigerator, 228 l

- The 44 l freezer has its own compartment and door. Deep freeze to -18°C !
- An extra large fridge to keep you well stocked for the extra long journeys
- Variable door hinges and locks (right or left) offer convenient access

Ref. No. 9105204438

FOOD & BEVERAGE

REFRIGERATION / COMPRESSOR REFRIGERATORS

COOLMATIC CRX THE 3-IN-1 REFRIGERATORS

The compressor refrigerators in the CoolMatic CRX series are ingenious quick change artists. Their trick is no secret, but a patented Dometic invention. The freezer compartment can simply be pulled out to make room for a larger fridge or freezer. The desired temperature is set on the soft touch control panel which is mounted flush in the inner wall and elegantly integrates the LED light. There's smart electronics behind it: the system regulates the compressor speed therefore achieving energy savings of up to 25 %.

**COOLING, FREEZING
OR BOTH AT THE SAME TIME**

**UP TO 25 % LESS
ENERGY CONSUMPTION!**

**FRONTS IN STAINLESS STEEL OR
WITH A STAINLESS STEEL LOOK**



3 IN 1 SYSTEM

**FLEXIBLE USE OF THE COOLING SPACE,
THANKS TO THE REMOVABLE FREEZER COMPARTMENT***

* Dometic CoolMatic CRX 50, CRX 65 and CRX 80

SO COOL!

- Choice of five models: from 45 to 130 litres in capacity and with standard or redesigned stainless steel door
- 3-in-1 versatile interior solution. Either full cabinet cooling, freezing or combination (CRX 50, CRX 65 and CRX 80)
- Variable speed compressor with three performance levels for efficient, low-noise operation
- Fan speed automatically adjusts to the ambient temperature: full speed at high temperatures, low speed and superbly silent running when temperatures are low
- Perfect temperature control with elegantly integrated soft touch control panel
- Door lock with dual function (locking / ventilation)
- Standard or flush-mount installation frame available as accessory



The CoolMatic CRX series, available in five sizes (CRX 50 / CRX 65 / CRX 80 with removable freezer compartment) with stainless steel front or stainless steel effect front



Soft touch control panel



Spacious, full-width crisper drawer



Installation with standard or flush-mount frame

Small or medium-sized boat, single person or big family – nobody has to go without a Dometic CoolMatic refrigerator. You can choose a size between 39 litres and 130 litres, a freezer is always included. The CRX models are optionally available with a stainless look or genuine stainless steel front panel.

The cooling unit of the CRP 40 can be fitted separately to save space. The large CoolMatic CRX 140 operates on any DC supply and on every mains supply in the world, too: a 12/24 volt and 100 – 240 volt connection is included as standard!



12/24 V



230 V
(CRX 140)



QUIET



DOMETIC COOLMATIC CRX 50 / CRX 50S

Compressor refrigerator, 12 / 24 volts DC

- Storage volume: approx. 45 litres, including 4.4 litres freezer compartment
- Weight: 17 kg
- Dimensions (W x H x D): 380 x 534 x 500 mm

CRX 50, stainless steel look front panel

Ref. No. 9105306565

CRX 50S, stainless steel panel

Ref. No. 9105306566

DOMETIC COOLMATIC CRX 65 / CRX 65S

Compressor refrigerator, 12 / 24 volts DC

- Storage volume: approx. 57 litres, including 7 litres freezer compartment
- Weight: 18 / 19 kg
- Dimensions (W x H x D): 448 x 525 x 545 mm

CRX 65, stainless steel look front panel

Ref. No. 9105306568

CRX 65S, stainless steel panel

Ref. No. 9105306569

DOMETIC COOLMATIC CRX 80 / CRX 80S

Compressor refrigerator, 12 / 24 volts DC

- Storage volume: approx. 78 litres, including 7.5 litres freezer compartment
- Weight: 20 / 21 kg
- Dimensions (W x H x D): 475 x 640 x 528 mm

CRX 80, stainless steel look front panel

Ref. No. 9105306570

CRX 80S, stainless steel panel

Ref. No. 9105306571

DOMETIC COOLMATIC CRX 110 / CRX 110S

Compressor refrigerator, 12 / 24 volts DC

- Storage volume: approx. 104 litres, including 9 litres freezer compartment
- Weight: 22.5 / 23.5 kg
- Dimensions (W x H x D): 520 x 745 x 558 mm

CRX 110, stainless steel look front panel

Ref. No. 9105306572

CRX 110S, stainless steel panel

Ref. No. 9105306573

DOMETIC COOLMATIC CRX 140 / CRX 140S

Compressor refrigerator, 12 / 24 volts DC and 100 – 240 volts AC as standard

- Storage volume: approx. 130 litres, including 11 litres freezer compartment
- Weight: 30 / 31 kg
- Dimensions (W x H x D): 525 x 815 x 620 mm

CRX 140, stainless steel look front panel

Ref. No. 9105306578

CRX 140S, stainless steel panel

Ref. No. 9105306580

DOMETIC COOLMATIC CRP 40 / CRP 40S

Compressor refrigerator, 12 / 24 volts DC

- Storage volume: approx. 39 litres, including 5.3 litres freezer compartment
- Weight: 19 / 21 kg
- Dimensions (W x H x D): 380 x 536 x 545 mm
- 1.5 m supply cable

CRP 40, stainless steel look front panel

Ref. No. 9105204440

CRP 40S, stainless steel panel

Ref. No. 9105204441



PULL-OUT FRIDGES

WITH REMOVABLE FREEZER COMPARTMENT

Who doesn't appreciate seeing their food and provisions smoothly sliding out towards them? Our drawer fridges have a convenient way of letting you keep track of what you have. Bottles are firmly secured with a bracket. The removable freezer compartment makes

room for more refrigeration if required. Both drawer fridges are available in two versions: with a stainless steel front panel or in matt silver. The perfect cooling solution, particularly for smaller boats.



Removable
freezer
compartment



DOMETIC COOLMATIC CRD 50 / CRD 50S

Pull out fridge and freezer, 12 / 24 volts DC

- Storage volume: approx. 38.5 litres, freezer compartment: approx 6 litres
- Weight: 17 / 18 kg
- Power consumption: 1.5 Ah/h at +25 °C ambient temperature, 1.8 Ah/h at +32 °C ambient temperature, both at +5 °C interior temperature

CRD 50, stainless steel look front panel / Ref. No. 9105306581

CRD 50S, stainless steel panel / Ref. No. 9105306582

NEW! DOMETIC COOLMATIC CRX 65D / CRX 65DS

Pull out fridge and freezer, 12 / 24 volts DC

- Storage volume: approx. 57 litres, freezer compartment: approx 7 litres
- Weight: 20 / 21 kg
- Power consumption: 1.14 Ah/h at +25 °C ambient temperature, 1.8 Ah/h at +32 °C ambient temperature, both at +5 °C interior temperature

CRX 65D, stainless steel look front panel / Ref. No. 9105306540

CRX 65DS, stainless steel panel / Ref. No. 9105306548


COOLING UNITS FOR ENTRY-LEVEL AND PROFESSIONAL USE



DOMETIC COLDMACHINE SERIES 50

Entry-level units at a great price


- Designed for small refrigerator capacities (up to approx. 130 litres) and for use in cool waters
- Equipped with a power-regulated compressor
- Two air-cooled units of different body shapes
- Three evaporator types each designed to precisely match the compressor performance
- Corrosion-resistant stainless steel mounting plate
- Impeccable operation in inclined position



DOMETIC COLDMACHINE SERIES 80

Professional units for individual cooling comfort

- Designed for small and medium refrigerator capacities (up to approx. 250 litres) and for use in warmer waters
- Equipped with a power-regulated compressor
- Three air-cooled units of different body shapes
- Seven evaporator types and one cold accumulator with automatic programme controller, each designed to precisely match the compressor performance
- Corrosion-resistant stainless steel mounting plate
- Impeccable operation in inclined position



DOMETIC COLDMACHINE SERIES 90

Professional units for highest demands

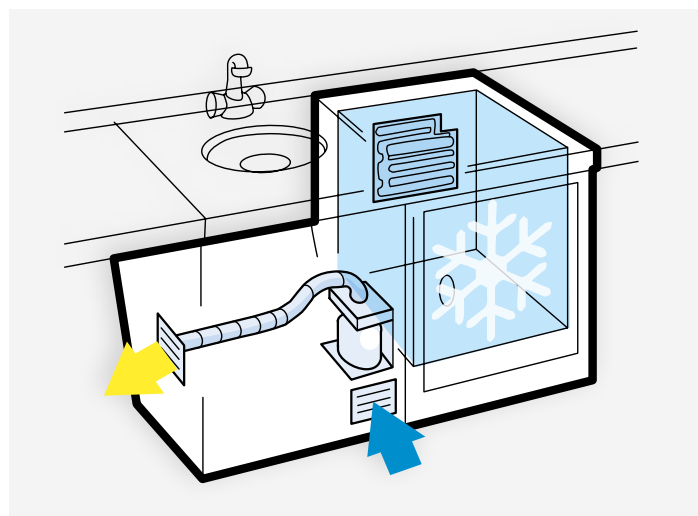
- Designed for extra-large refrigerator capacities (up to approx. 400 litres), for deep-freeze cooling (up to approx. 200 litres) and for use in tropical waters
- Equipped with a power-regulated high-performance compressor (25 % more cooling power)
- Three air-cooled units of different body shapes
- Three evaporator types and one cold accumulator with automatic programme controller, each designed to precisely match the compressor performance
- Corrosion-resistant stainless steel mounting plate
- Impeccable operation in inclined positions
- With AEO electronics (Adaptive Energy Optimiser)

ATTRACTIVELY PRICED PACKAGES

COOLING UNIT + EVAPORATOR

Why bother configuring when you can have a complete package at a nice price? Based on one of our best-selling entry-level cooling units, Dometic ColdMachine CU 55, these two package solutions are fine for smaller refrigerator capacities and for use in cold waters. Package 1 includes an L-shaped evaporator for refrigerator capacities up to 100 litres, package 2 uses an O-shaped evaporator for refrigerator capacities up to 130 litres. Both evaporators are suitable for horizontal or vertical installation.

Attractive
package
price!



PACKAGE 1

DOMETIC CU-55 + VD-01

Complete cooling system with L-evaporator for max. 100 l

This compressor cooling unit and evaporator package offers superb value for money. Capable of cooling up to 100 l.

- The evaporator can be installed vertically or horizontally
- The corrosion resistant stainless steel mounting plate offers durability
- Suitable for solar operation

Ref. No. 9105306621



PACKAGE 2

DOMETIC CU-55 + VD-07

Complete cooling system with O-evaporator for max. 130 l

This compressor cooling unit and evaporator package offers superb value for money. Capable of cooling up to 130 l.

- The evaporator can be installed vertically or horizontally
- The corrosion resistant stainless steel mounting plate offers durability
- Suitable for solar operation

Ref. No. 9105306622

/ CLEANING ACCESSORIES
/ TOILETS
/ HOLDING TANK SYSTEM

HYGI SANIT





**ENE &
ATION**



HYGIENE & SANITATION

ENJOY YOUR CRUISE WITH HOMELIKE SANITATION COMFORT

We want you to travel in complete comfort. This is the idea behind our hygiene range, which offers sophisticated, mobile toilet concepts and practical, easy-to-use accessories for undiminished holiday enjoyment. Reap the benefits of decades of research and development with homelike comfort and convenience, and the pleasant feeling of freshness, free from unpleasant odours.

Dometic provides toilet solutions for every size of boat and every demand on comfort. For reliable and odour-free waste discharge, our engineers have designed a holding tank system that is easy to install, easy to use and compliant with ISO 8099 standards. A complete range of special cleaners and a handy battery vac help you keep everything ship-shape on board.

01



01 CLEANING ACCESSORIES

Specialists for every cleaning task on board: cleaners for toilets, refrigerators and stainless steel surfaces, for grills, awnings and boat covers. Powerful and gentle at the same time. Battery powered vacuum cleaner – cordless for easy use, compact for easy storage.

02 TOILETS

Dometic MasterFlush electric macerator toilets – quick and easy to install, quiet and with a powerful flush. Ideal for connection to a holding tank. Dometic portable toilets with 360° pressurised flush, large flush water tank and splash-free disposal system.

03 HOLDING TANK SYSTEM

Stores toilet black water until it can be discharged. Choose from a large range of tanks in various shapes and sizes. Or construct a tailor-made system with our holding tank accessories and components.

02



03







DOMETIC
POWERCARE TABS

Sanitation additive for waste holding tanks, 16 tabs

- No spills or mess
- The dose is pre-measured so no possible overdosing and waste
- Easy storage in a handy tub

Ref. No. 9600000125



DANGER – Causes serious eye damage.
Very toxic to aquatic life with long lasting effects.



DOMETIC
GREENCARE TABS

Sanitation additive for waste holding tanks, 16 tabs

- An environmentally friendly toilet tab that doesn't cost the earth
- The dose is pre-measured – preventing overdose and waste
- No spills or mess

Ref. No. 9600000133



WARNING – Causes serious eye irritation.



DOMETIC
TANK CLEANER

Tank cleaner for waste holding tanks, 10 tabs

- Easy and economical dosing with tabs
- Effortless cleaning with active foam
- Gentle on the environment

Ref. No. 9600000150



WARNING – Causes serious eye irritation.



DOMETIC
SANITARY RINSE

Sanitation fluid for flush water tanks, 500 ml

- Improved hygiene
- A fresh smell after every flush
- Clean flush water and a clean bowl
- Economical dosing
- Suitable for plastic and ceramic

Ref. No. 9600000151



DOMETIC
SANITARY RINSE SPRAY

Toilet bowl spray, 500 ml

- Improved hygiene
- A fresh smell after every use
- Ideal for toilets operated on a central fresh water system
- Easy spray application before or after flushing
- Suitable for plastic and ceramic

Ref. No. 9600000152



WARNING – Causes serious eye irritation. Causes skin irritation.




DOMETIC
SANITATION CLEANER


Sanitation and toilet bowl cleaner, 500 ml

- Power gel with good adhesive effect
- Highly effective, economical to use
- For toilets, sinks, showers, etc.

Ref. No. 9600000134



WARNING – Causes serious eye irritation. Causes skin irritation.



DOMETIC STAINLESS STEEL CLEANER

Stainless steel cleaner, 500 ml

- Leaves only sparkle and a streak-free shine
- Easily dissolves fat and grease
- Ideal for Dometic hobs and sinks

Ref. No. 9600000149



DOMETIC OVEN BBQ CLEANER

Oven and BBQ cleaner, 500 ml

- Removes tough to move grease and burnt-on food
- Practical to use on vertical surfaces and leaves a natural scent
- Leaves a sparkling effortless shine

Ref. No. 9600000159



Danger – Causes serious eye damage. Causes skin irritation.



DOMETIC AWNING CLEANER

Awning and boat cover cleaner, 500 ml

- Removes even deep-clinging dirt in textiles
- Fast acting and effective cleaner
- Restores material to former splendor

Ref. No. 9600000165



DOMETIC MULTI-PURPOSE CLEANER


Multi-purpose and refrigerator cleaner, 500 ml

- Easy to use spray for vertical surfaces
- A bio-alcohol based spray that also removes ice build-up in refrigerators
- Leaves a sparkling effortless shine

Ref. No. 9600000142



Warning – Flammable liquid and vapour. Causes serious eye irritation



DOMETIC WINDOW CLEANER SET

Window cleaner set for acrylic glass

- Removes all types of dirt, even grease and persistent nicotine film, from acrylic windows
- Prevents static build-up and dust accumulation without using a solvent
- Comes with a special cloth, acrylic cleaner, and acrylic polish

Ref. No. 9600000132


Acrylic glass polish 75 ml / Ref. No. 9600000128

Acrylic glass cleaner 250 ml / Ref. No. 9600000129

Special polishing cloth / Ref. No. 9600000130



Warning – Flammable liquid and vapour. Causes serious eye irritation



DOMETIC CV 1004

Vacuum cleaner system

In every home on wheels space is at a premium. That's why you'll gladly welcome this space-saving vacuum cleaner into your mobile home.

- Compact dimensions allow integration into available cavities, saving valuable space
- Powerful enough to extract tough dirt from every nook and cranny
- So convenient and so much value at such a reasonable price
- Automatic on and off upon hose engagement or disengagement saves space, too
- Long hose (12 m) and two ports ensure no dirt or dust can escape your reach
- Compact vacuum unit dimensions conserve space
- Upgrades with Dometic VacPort, an uptake port for swept-up floor dust and dirt

Ref. No. 9103501126

Vacuum cleaner bag (5 pieces) for the central vacuum cleaning system

Dometic CV 1004

Ref. No. 9103501128



DOMETIC VACPORT

Sweep Inlet Valve

Sweep inlet valve for the central vacuum cleaning systems Dometic CV 1004 and CV 2004

- So practical it goes where the dirt is
- So convenient it activates and deactivates automatically
- So serious about dirt, that it comes with integral LED lighting
- Includes installation hardware
- Integrates into Dometic CV 1004 or CV 2004 system
- Allows you to clean heavy-traffic areas or just sweep quickly through in between vacuuming

Ref. No. 9103501127

BATTERY-POWERED WET/DRY VACUUM CLEANER

The handy vacuum cleaner comes complete with integrated battery – no need for an external power supply. Its substantial vacuuming power is more than a match for even the most stubborn dirt or fluids. Following an extended round of vacuuming, the battery is recharged through the power socket, making it ready for the next round. Thanks to its compact design, PowerVac can be stored anywhere – storage compartments, garage, boot or broom cupboard. A handy universal appliance – both on the move and at home.



DOMETIC POWERVAC PV 100

Vacuum Cleaner

Wet and dry vacuum cleaner with a 12 V rechargeable battery

- Convenient battery vacuum cleaner for use in vehicles or at home
- Maximum mobility with a rechargeable 12 V battery
- This vacuum cleaner cleans wet or dry dirt
- Can be recharged from 12 and 230 V
- Easy to clean dust container and fabric filter

Ref. No. 9600000348



UPHOLSTERY NOZZLES



EASY-TO-CLEAN FILTER



CREVICE TOOL FOR CORNERS



HYGIENIC AND COMPACT: PORTABLE TOILETS

Convenient, space-saving hygienic comfort for your boat. The portable toilets from Dometic combine many useful functions in the smallest of spaces.

- Portable toilet in two sizes
- 8.7 litre flush water tank – sufficient for 27 flushes
- Push-button operation
- Strong 360° pressure flush for effective cleaning
- Tank level indicator protects against overflow
- Ingenious disposal system: extra-long, pivoting spout and vent openings for clean, splash-free discharge
- Back-up tank, discharge kit and fixing kit as accessories





DOMETIC 972

Portable toilet, white and gray

A portable and convenient lightweight toilet that is perfect for smaller vehicles and tents due to the unique space-saving design. The push-button technology makes it easy to use and will always ensure a powerful and hygienic flush with less pump and less mess. The toilet has a waste holding tank capacity of 9.8 l.

- Portable so you can take it anywhere
- Space saving with a 9.8 l waste holding tank
- Less mess due to an extra-long, pivoting discharge spout

Ref. No. 9108557679



DOMETIC 976

Portable toilet, white and gray

A portable and convenient lightweight toilet that is perfect for smaller vehicles and tents due to the unique space-saving design. The push-button technology makes it easy to use and will always ensure a powerful and hygienic flush with less pump and less mess. The toilet has a waste holding tank capacity of 18.9 l.

- Portable so you can take it anywhere
- Space saving with a 18.9 l waste holding tank
- Less mess due to an extra-long, pivoting discharge spout

Ref. No. 9108557681



DOMETIC BACK-UP TANK FOR DOMETIC 972 AND 976 TOILETS

A replacement tank that's ideal for use with the Dometic 972 and larger 976 portable toilets.

- A spare tank for when you might need one
- Just in case of emergencies
- Easy to store away

Dometic DTK972 / Ref. No. 9107100030

Dometic DTK976 / Ref. No. 9107100031



DOMETIC 970-FK

Fixing kit for Dometic 970 series toilets

The Dometic 970-FK is a secure hold-down bracket kit designed for all Dometic 970 series portable toilets. Its stainless steel hardware resists corrosion and works with the lower tank locking handle for easy removal from the floor surface.

Ref. No. 9108559158



DOMETIC COMFORTCARE

Toilet paper, 4 rolls

A special, easily-soluble and extra-soft double-ply toilet paper with 250 sheets per roll.

- This toilet paper is specially formulated
- It is fast and easily soluble preventing blockages
- Incredibly soft yet strong

Ref. No. 9600000126


MASTERFLUSH TOILETS WITH 360° ORBIT BASE TECHNOLOGY

The space-saving toilet is ideal for retrofitting. Its small footprint fits the plumbing points of most commonly used boat toilets and best of all, the 360° ORBIT installation feature means the base can be fixed to any angle to the bowl to avoid walls or adapt to diverse bathroom layouts. Another asset is the highly effective macerator system, its 10-blade stainless steel cutting blade cuts through the waste for optimum effectiveness.

NEW!
With
soft-close
lid



Award-
winning
design!



**EASY DROP-IN REPLACEMENT
FOR MANUAL TOILETS**

**360° OMNIDIRECTIONAL
ROTATING BASE**

**HOMELIKE COMFORT AND
HYGIENE**

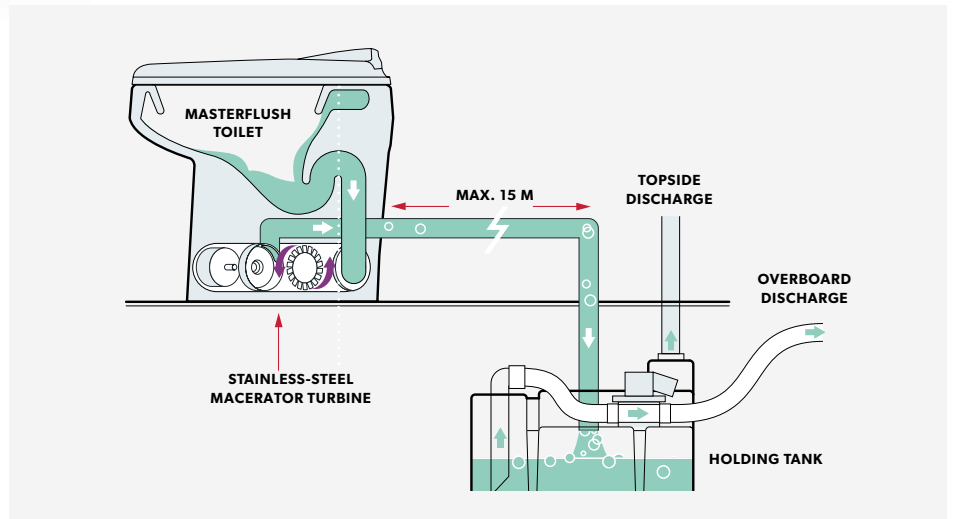


Easy drop-in
replacement
for manual
toilets

1. Full, flat back ledge hides all plumbing when viewed from above
2. Residential size, round front enameled wooden seat for homelike comfort
3. Aesthetic seat-to-bowl matching contour
4. Deeply sloped bowl enhances user hygiene
5. 360° omnidirectional rotating base
6. Integrated electric water valve
7. Macerator pump and enclosure
8. Water supply line to bowl and check valve

MASTERFLUSH INSTALLATION

Dometic MasterFlush electric toilets install quickly and easily. They work with an integrated lifting and macerating unit, operate quietly and offer good flushing performance. Ideal for connecting to a holding tank, which may also be located further away.



Versatile installation in tight spaces: 360° base-to-bowl rotation.



Homelike comfort with residential-size seat. Deep sloping toilet bowl ensures hygiene.



Dual-stage macerator with stainless steel cutting blades pulverizes waste for optimum discharge flow.



DOMETIC MASTERFLUSH MF 7160 / 7120

Electric macerator toilet with 360°-ORBIT base technology, standard height, sea water or fresh water

MF 7160, sea water, 12 V / Ref. No. 9108833973

MF 7160, sea water, 24 V / Ref. No. 9108833974

MF 7120, fresh water, 12 V / Ref. No. 9108833970

MF 7120, fresh water, 24 V / Ref. No. 9108833972



DOMETIC MASTERFLUSH MF 7220 / 7260

Electric macerator toilet with 360°-ORBIT base technology, low-profile, sea water or fresh water

MF 7220, fresh water, 12 V / Ref. No. 9108834283

MF 7260, sea water, 12 V / Ref. No. 9108834285



DOMETIC MASTERFLUSH 8152 / 8156

Electric macerator toilet, standard height, 12 or 24 volts

8152, 12 V / Ref. No. 9108553023

8156, 24 V / Ref. No. 9108553024



DOMETIC MASTERFLUSH 8112 / 8116

Electric macerator toilet, low-profile model, 12 or 24 volts

8112, 12 V / Ref. No. 9108553021

8116, 24 V / Ref. No. 9108553022

EXTRA QUIET MODELS WITH EXTERNAL (OR REMOTE) SEAWATER PUMP

The Dometic MasterFlush range includes two models with an external (remote) seawater pump. This clever installation solution provides extra quiet operation and even more comfort in the smallest room on board.

- External seawater pump for quiet operation
- Powerful pump performance allows remote placement away from the head
- Strong flow and inlet water strainer for robust, bowl-clearing flush every time
- MF 7165 model with external pump PLUS benefits of space-saving ORBIT feature and large, deep bowl
- MF 8165 model with external pump in low-profile style with various flush options and designed for easy installation



QUIET



DOMETIC MASTERFLUSH MF 7165

Electric macerator toilet with 360°-ORBIT base technology, standard height, sea water

Ref. No. 9108887101 (12 V DC)



DOMETIC MASTERFLUSH MF 8165

Electric macerator toilet, low-profile, sea water

Ref. No. 9108887102 (12 V DC)

8900 SERIES MACERATOR TOILETS

STYLE, QUALITY AND VERSATILITY

The Dometic MasterFlush 8900 series gives boat builders and owners unprecedented freedom of choice. Toilet only or comfort model with integrated bidet function, low profile or standard height, through-the-floor or through-the-wall discharge – everything is

possible. All models feature a contemporary soft-close seat. MasterFlush 8900 series macerator toilets come standard with the Dometic Flush Touchpad. A control element to fit Vimar/Gewiss frames is available as optional accessory.



DOMETIC MASTERFLUSH MF 8979 / 8989

Electric macerator toilet, standard height, 12 V

- Powerful flush with steel macerator
- Compact design with angled back saves space
- Conserve water with low flush option
- With soft close seat

8979, Standard, 12 V / Ref. No. 9108553155

8989, Standard, toilet/bidet, 12 V / Ref. No. 9108684198

DOMETIC MASTERFLUSH MF 8939 / 8949

Electric macerator toilet, low-profile, 12 V

- Powerful flush with steel macerator
- Compact design with angled back saves space
- Conserve water with low flush option
- With soft close seat

8939, Low-profile, 12 V / Ref. No. 9108553050

8949, Low-profile, toilet/bidet, 12 V / Ref. No. 9108684175



DOMETIC MF-DFS

Flush switch panel for electronic MasterFlush toilets

- The backlit buttons light the way
- Useful indicator lights show the status
- Includes a 3 m cable to connect the circuit board and flush switch

Ref. No. 9108782202



HOLDING TANKS FOR MARINE TOILETS

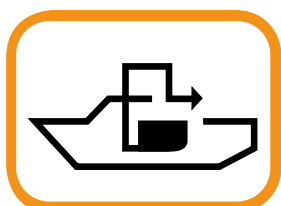
Dometic has been a leading supplier of holding tank systems in the original equipment sector for decades. Know-how and experience gained in numerous OEM projects are the basis for our successful retrofit solutions. Dometic holding tanks are especially developed for the European market and fully comply with ISO 8099 standards. They are long lasting and odour-free, easy to install and to operate.

DOMETIC DHT42L / DHT61L / DHT88L / DHT110L / DHT137L

Holding tank for marine toilets
Available in 5 sizes: 42, 61, 88, 110 and
137 litres

DHT42L / Ref. No. 9107100001
DHT61L / Ref. No. 9107100002
DHT88L / Ref. No. 9107100003
DHT110L / Ref. No. 9107100004
DHT137L / Ref. No. 9107100005

Pre-fitted
and pre-
tested



ACCESSORIES FOR HOLDING TANK SYSTEMS



DOMETIC TANKSAVER

Safety relief valve for holding tanks.

- The relief valve protects your tank from collapsing due to excessive suction
- It is easy to install as no sealant is needed
- Makes an excellent odour seal too

Ref. No. 9108554455



DOMETIC HT-DTK

Diptube kit for holding tanks

- Prevents clogging and reduces tank effluent
- Fits tanks up to 30" (762 mm) in height
- Easy to install

Ref. No. 9108558205

Accessory

90° elbow fitting kit for DTK Diptube Kit

Ref. No. 9108558704



DOMETIC DVF

Vent filter for holding tanks

- Dispels the need to use harmful chemicals
- The most effective odor absorbing filter material used
- Fresh and clean air the environmentally friendly way

Ref. No. 9108849515



DOMETIC DTM04

Multi-level tank monitor without ventilation

- Monitors four levels in waste tank; includes one set of tank probes. All panels monitor empty, low, mid, and full levels
- Full-tank shutdown option prevents overflow
- Monitor panel available in black or white

DTM04 with ventilation / Ref. No. 9108554495

DTM04 without ventilation

Ref. No. 9108554496



DOMETIC DTM01C

Single-level tank monitor for holding tanks

- Takes control and warns when the tank is full
- Easy to install, it has a reliable and proven design
- A bright red warning light lets you know not to flush

Ref. No. 9107100009



DOMETIC DTM01P

Single-level tank monitor for holding tanks

- Indicates when holding tank is full and toilet should not be flushed (to prevent overfilling)
- Low power usage, only 0.016 A
- Includes full-tank sensor

Ref. No. 9108688891

PUMPS AND CONTROLS

FOR RELIABLE HOLDING TANK DISCHARGE



DOMETIC DTW12 / DTW24

Holding tank discharge pump, 12 V or 24 V

- Self-priming – can be placed above water tank
- Quiet operation
- Thermally protected motor

Dometic DTW12, 12 V / Ref. No. 9107100006

Dometic DTW24, 24 V / Ref. No. 9107100007



DOMETIC DTD01-12 / DTD01-24

Tank discharge control for DTM04 tank monitor, 12 V or 24 V

- Takes control to stop accidental discharge
- Allows manual discharge when in unrestricted waters
- Eradicates the need for Y valves making plumbing simple

Dometic DTD01-12, 12 V / Ref. No. 9107100011

Dometic DTD01-24, 24 V / Ref. No. 9107100012

DOMETIC POWERPUMP


PowerPump pressurised water pumps from Dometic are self-priming, can run dry without being damaged, and are energy-efficient and quiet. Scope of delivery includes a filter and three 12.5 mm (1/2") hose connectors. Easy to install.

- Powerful yet quiet and economical
- Self-priming – can be placed above water tank
- Runs dry without damage
- Maintenance-free diaphragm design

PP127, 7 l/min, 12 V / Ref. No. 9600000455

PP1210, 10 l/min, 12 V / Ref. No. 9600000456

PP1217, 17 l/min, 12 V / Ref. No. 9600000457



/ BATTERY CHARGERS
/ INVERTERS
/ BATTERY CARE AND MORE

POW CON





**ER &
TROL**



STAY CONNECTED

SMART ACCESSORIES FOR RELIABLE POWER SUPPLY – ANYTIME, ANYWHERE

You're in a remote location, at least an hour's cruise from the nearest power source. You need power to run your appliances. No problem. We provide a complete range of solutions to keep you connected and in control. Enjoy your cruise with all the comforts of home. Mobile energy systems from Dometic guarantee a perfect power supply on

board. Lightweight and compact battery chargers keep the batteries in good condition. Sine wave inverters deliver 230 volts AC power for your comfort appliances. The models in our new inverter generation give you unprecedented comfort and independence.

01



02



01 BATTERY CARE AND MORE

PerfectBattery accessories keep batteries in shipshape condition, even after long periods of standstill. The battery controller keeps an eye on the batteries, checking the load, the charge currents and the charging status.

02 BATTERY CHARGERS

Dometic offers all kinds of battery chargers. The mobile MPC is perfect for charging and maintaining your engine starter battery, whereas the fixed installed MCA chargers charge and maintain also bigger auxilliary batteries in a gentle and fast way.

03 INVERTERS

An all-new range of sine wave inverters – ideal for sensitive 230-volt devices. Well proven inverter models generating a modified sine wave voltage, which is fine for many standard applications.

03



DOMETIC MPC 01

INTELLIGENT BATTERY MANAGEMENT SYSTEM

How's the charge state of the battery going? The battery controller from Dometic can provide an exact analysis at any time. Voltage, current and temperature are identified by a battery sensor. The system calculates the available and dischargeable capacity as

well as the charge status, and displays the remaining charging or discharging time. All values are shown on the easy-to-read, self-explanatory display.



DOMETIC MPC 01

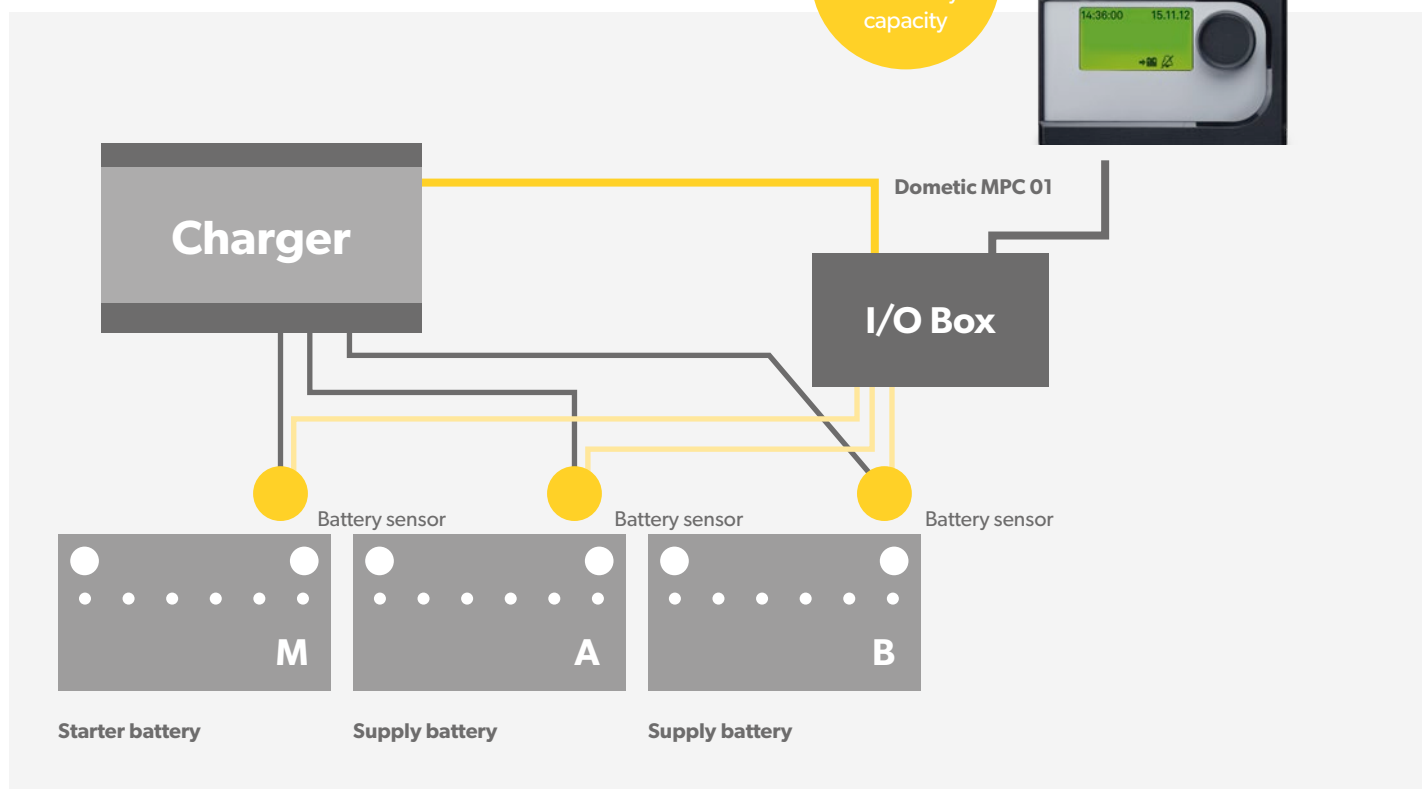
Battery management system with display and battery sensor

- Offers users full control over their batteries
- Easy to use control panel displays all important battery parameters
- Battery low warning prevents unexpected power problems
- Can be upgraded with three additional battery sensors
- CIS bus interface for integration in complex power management systems
- The ideal add-on for Dometic PerfectCharge battery chargers

Ref. No. 9102500073

INFORMATION AND OPERATING PANEL

The pleasingly self-explanatory display of the Dometic MPC 01 ensures all information on the status of up to four batteries can be called up any time. The various menus can be displayed by turning the rotary push button. The menu displayed can be accessed at the touch of the button, allowing parameters to be changed.



MOBILE 12-VOLT BATTERY CHARGERS

Speed and accuracy are the hallmarks of the new 12-volt premium chargers in the Dometic PerfectCharge MCP series. Designed for convenient one-button operation, they feature a controlled microprocessor, 8-step charging curve that even gives all kinds of lead acid batteries the optimal maintenance and charge. A practical wall cradle holding the charger, the cables and up to four battery

indicators keeps the compact gadgets ready to hand. The delivery kit also includes a 12-volt cable which can be used to recharge flagging batteries from the cigarette lighter socket.




DOMETIC PERFECTCHARGE MCP 1204

Battery charger, 4 A, 12 V

- Suitable for start-stop batteries – microprocessor controlled, 8-step charging technology
- Automatically adapts to the battery's charging condition
- Simple one-button operation

Ref. No. 9600000026
UK 9600000189



DOMETIC PERFECTCHARGE MCP 1207

Battery charger, 7 A, 12 V

- Suitable for start-stop batteries – microprocessor controlled, 8-step charging technology
- Automatically adapts to the battery's charging condition
- Simple one-button operation

Ref. No. 9600000027
UK 9600000190



DOMETIC PERFECTCHARGE MCP-WB

Wall bracket for MCP battery chargers

- Specially designed for Dometic PerfectCharge MCP series chargers
- Keeps the charger ready to hand
- Also holds the three connection cables and up to four battery indicators

Ref. No. 9102500079



DOMETIC PERFECTCHARGE BI 01

Battery indicator for MCP 1204 and MCP 1207

- Specially designed for Dometic PerfectCharge MCP series chargers
- Simple one-button operation
- Also suitable as a mobile tool – e.g. to check the batteries of seasonal vehicles

Ref. No. 9600000094

OPTIONAL BATTERY INDICATOR

Indispensable for a quick battery check: the compact battery indicator Dometic PerfectCharge BI 01 is also designed for one-button operation. It has a dedicated input for the Dometic battery chargers MCP 1204 and MCP 1207. Four LEDs indicate the charging condition of the connected lead acid battery in 25 % steps. The indicator can be permanently fitted in the vehicle or used as a mobile tool, e.g. to check the batteries of exhibition vehicles or seasonal vehicles.



DOMETIC PERFECTBATTERY BR 12

Battery refresher, 12 V

- Gives batteries a longer life
- Reduces sulphate build-up
- Prevents cold start problems

Ref. No. 9600000093



DOMETIC PERFECTBATTERY BC 100

Battery conditioner, 12 V

- Keeps 12 V batteries in prime condition
- Ideal for seasonal vehicles such as motorbikes, campers, boats and vintage cars
- All-in-one battery charger and conditioner

Ref. No. 9600000092

MATURE IUOU CHARGING TECHNOLOGY

A model of success, featured in our product range for years. The reasonably priced PerfectCharge IUOU compact charger was designed for charging leisure batteries of up to 100 Ah. This makes it suitable for the battery in the aid of manoeuvring for example. With its large input voltage range, the charger effortlessly compensates for power fluctuations. Advanced switch-mode technology ensures high energy efficiency.

- Modified IUOU characteristics optimised for charging wet, gel and AGM batteries
- Prevents battery overcharging by limiting time of the U0 phase
- Fast charging despite mains fluctuations
- Can also be used as a mains supply unit




DOMETIC PERFECTCHARGE IU 812

IUOU charger for 12 V wet, gel and AGM batteries

This well proven battery charger has featured in our product range for many years. Designed for charging leisure batteries of up to 100 Ah, it will also keep the battery of your caravan mover in good shape. Reliable switch-mode technology ensures high energy efficiency.

- For batteries up to 100 Ah, such as a caravan mover
- Fast and gentle charging despite mains fluctuations
- Can also be used as a mains supply unit

Ref. No. 9600000037



IU0U CHARGERS BY DOMETIC ... GIVE YOUR BATTERIES A LONGER LIFE!

Faster full-capacity charging times – faster installation – favourable price: the PerfectCharge IU0U chargers from Dometic offer a complete line-up of compelling features. They're suitable for all lead-acid batteries and deliver especially gentle and – thanks to a 6-stage charging characteristic – especially fast charging times. A CI BUS interface also turns the chargers into genuine "networkers" that can be integrated perfectly into existing CI BUS systems as needed. With their surprisingly lightweight and compact design, the devices offer problem-free installation even in restricted spaces.


ACCESSORIES FOR PERFECTCHARGE

Enhance your Dometic PerfectCharge IU0U battery charger with customised accessory solutions and benefit from the perfection of your charging technology!

Temperature sensor MCA-TS1 / Ref. No. 9600000099

Hella Sensor MCA-HS1 for 12 V / Ref. No. 9600000101

Remote control MCA-RC1 / Ref. No. 9600000100

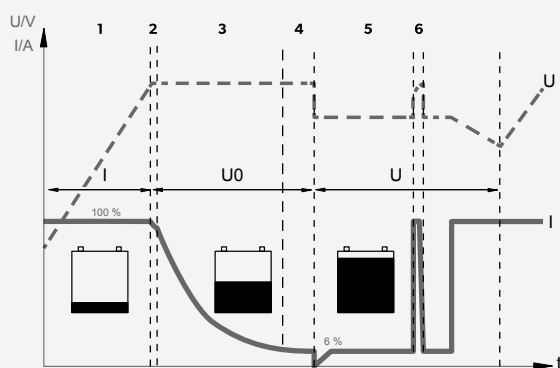


COMPACT, LIGHTWEIGHT, FAST TO INSTALL

Starter batteries and supply batteries are designed for different tasks. To start the engine, starter batteries must initially supply a high current level and will then serve as an energy buffer with smaller partial cycles. Supply or on-board batteries, in contrast, are discharged at lower current levels over longer periods of time and then charged again. This means they are subjected to considerably higher loads. These special features must be factored into the

charging technology to protect the batteries from damage and ensure they have a long service life. The IU0U battery chargers from Dometic PerfectCharge function using a unique six-stage charging cycle. They provide optimum charging for all gel, AGM and wet batteries, because they charge quickly and gently at the same time.

IU0U CHARGING CHARACTERISTICS



6-STAGE IU0U CHARGING CHARACTERISTICS

- 1 I-phase: The discharged battery is charged with constant current until the battery voltage reaches the charge voltage.
- 2 – 4 U0-phase: 3-stage absorption charging phase with constant voltage (U_0). The battery charge is determined within the first two minutes, after which the main charging phase follows. This ends when the battery is fully charged or the charge current is less than 6 % of the nominal charging current for 15 mins.
- 5 U-phase: The charger switches over to float charging.
- 6 Conditioning: Every 12 days, the charger switches back into phase I to revitalise the battery and prevent sulphation.



CHARGING OF 1 BATTERY + STARTER BATTERY

DOMETIC PERFECTCHARGE MCA 1215

IU0U battery charger, 15 A, 12 V

- Gentle charging of 12 V batteries with optimised 6-stage IU0U charging technology
- Simultaneous charging of one battery plus the starter battery
- Very compact design, lightweight and easy to install

Ref. No. 9600000028
 UK 9600000179

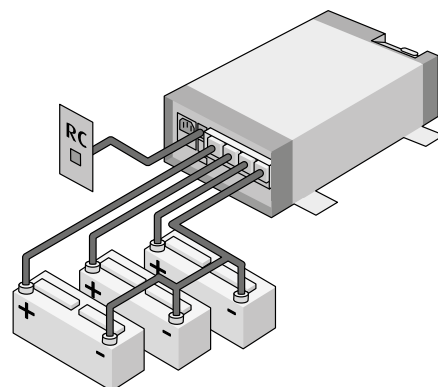
CHARGING OF 2 BATTERIES + STARTER BATTERY

DOMETIC PERFECTCHARGE MCA 1225

IU0U battery charger, 25 A, 12 V

- Gentle charging of 12 V batteries with optimised 6-stage IU0U charging technology
- Simultaneous charging of 2 batteries + starter battery
- Very compact design, lightweight and easy to install

Ref. No. 9600000029
 UK 9600000180





CHARGING OF 2 BATTERIES + STARTER BATTERY

DOMETIC PERFECTCHARGE MCA 1235

IUOU battery charger, 35 A, 12 V

- Gentle charging of 12 V batteries with optimised 6-stage IUOU charging technology
- Simultaneous charging of 2 batteries + starter battery
- Very compact design, lightweight and easy to install

Ref. No. 9600000030
UK 96000000181



CHARGING OF 3 BATTERIES

DOMETIC PERFECTCHARGE MCA 1250

IUOU battery charger, 50 A, 12 V

- Gentle charging of 12 V batteries with optimised 6-stage IUOU charging technology
- Simultaneous charging of 3 batteries + starter battery
- Very compact design, lightweight and easy to install

Ref. No. 9600000031
UK 96000000182



CHARGING OF 3 BATTERIES

DOMETIC PERFECTCHARGE MCA 1280

IUOU battery charger, 80 A, 12 V

- Gentle charging of 12 V batteries with optimised 6-stage IUOU charging technology
- Simultaneous charging of 3 batteries
- Very compact design, lightweight and easy to install

Ref. No. 9600000032
UK 96000000183



CHARGING OF 2 BATTERIES

DOMETIC PERFECTCHARGE MCA 2415

IUOU battery charger, 15 A, 24 V

- Gentle charging of 24 V batteries with optimised 6-stage IUOU charging technology
- Simultaneous charging of 2 batteries
- Very compact design, lightweight and easy to install

Ref. No. 9600000033
UK 96000000184



CHARGING OF 3 BATTERIES

DOMETIC PERFECTCHARGE MCA 2425

IUOU battery charger, 25 A, 24 V

- Gentle charging of 24 V batteries with optimised 6-stage IUOU charging technology
- Simultaneous charging of 3 batteries
- Very compact design, lightweight and easy to install

Ref. No. 9600000034
UK 96000000185



CHARGING OF 3 BATTERIES

DOMETIC PERFECTCHARGE MCA 2440

IUOU battery charger, 40 A, 24 V

- Gentle charging of 24 V batteries with optimised 6-stage IUOU charging technology
- Simultaneous charging of 3 batteries
- Very compact design, lightweight and easy to install

Ref. No. 9600000035
UK 96000000186

PERFECTPOWER DCC POWER TO DEPEND ON

PerfectPower DCC charging converters make sure your battery will always get an optimal charge during the cruise. They create a stable output voltage that is also fine for sensitive electronic devices. Based on state-of-the-art IUOU charging technology, the charging converters smoothly adjust to all commonly used types of batteries.

With smart
charging
characteristics!



**PERFECT BATTERY CHARGING
DURING THE CRUISE**

**STABLE OUTPUT VOLTAGE –
IDEAL FOR SENSITIVE DEVICES**

**EASY TO ADJUST TO
MOST BATTERY TYPES**

On-board
supply
12 V



CHARGECONVERTER
DC



or

12 V

12 V
Appliance

OPTIMAL BATTERY CHARGING DURING THE CRUISE

The new charging converters in the PerfectPower DCC series make sure that the leisure battery of your boat is optimally charged during the journey. Generating a stable output voltage, they can be used as a power source for sensitive appliances. The charging converters can also serve as a voltage booster in installations with too small a cable cross section. Some models will simply be applied for the "classic task" of converting 12 volts into 24 volts, or vice versa.

- Reliable charging of the leisure battery during the cruise
- IU0U charging characteristics – can be set for all commonly used types of batteries
- Also suitable as a power source, voltage booster or DC/DC voltage converter
- Temperature compensated charging with optional temperature sensor (MCA-TS1)



NEW! **DOMETIC** **PERFECTPOWER DCC**

Charging converters

- Leisure battery is perfectly charged during the cruise
- Stable output voltage – suitable for sensitive devices
- Can also be used as a voltage booster or converter (depending on the model)

12 V › 12 V (10 A) / DCC 1212-10
Ref. No. 9600003753

12 V › 12 V (20 A) / DCC 1212-20
Ref. No. 9600003754

12 V › 12 V (40 A) / DCC 1212-40
Ref. No. 9600003755

24 V › 12 V (20 A) / DCC 2412-20
Ref. No. 9600003750

24 V › 12 V (40 A) / DCC 2412-40
Ref. No. 9600003751

12 V › 24 V (10 A) / DCC 1224-10
Ref. No. 9600003748


12 V › 24 V (20 A) / DCC 1224-20
Ref. No. 9600003749

24 V › 24 V (10 A) / DCC 2424-10
Ref. No. 9600003752

INVERTERS WITH MODIFIED SINE WAVE VOLTAGE

High product quality, a distinctive look, top technology, numerous comfort features: the Dometic PerfectPower series inverters provide everything a premium appliance should. The units up to 550 watts are particularly light and compact. They turn 12- or 24-volt battery voltage into a sine-wave-like 230-volt AC, which is fully adequate for a multitude of applications. Installation is quick and easy. Adjustable clip-on mounts allow for perfect adaptation to individual needs. For those looking for extra comfort and prefer activating their inverter from the dashboard, there is an additional outlet for an external switch.

- Also suitable for appliances with PFC control
- Reverse pole protection by exchangeable fuses
- Can be switched on/off by external switch
- Individually adjustable clip-on mounts
- 12- or 24-volt cigarette lighter plug (PerfectPower PP 152 / PP 154)



DOMETIC PERFECTPOWER PP 152 / PP 154

- Continuous output: 150 watts
- Peak output: 350 watts
- 12 or 24 volt cigarette lighter plug

PP 152 / 12 V / Ref. No. 9600000016

UK 9600000325

PP 154 / 24 V / Ref. No. 9600000017

UK 9600000326



DOMETIC PERFECTPOWER PP 402 / PP 404

- Continuous output: 350 watts
- Peak output: 700 watts

PP 402 / 12 V / Ref. No. 9600000018

UK 9600000327

PP 404 / 24 V / Ref. No. 9600000019

UK 9600000328



DOMETIC PERFECTPOWER PP 602 / PP 604

- Continuous output: 550 watts
- Peak output: 1100 watts

PP 602 / 12 V / Ref. No. 9600000020

UK 9600000329

PP 604 / 24 V / Ref. No. 9600000021

UK 9600000330



SAFETY UNDER CONTROL

Earthed socket for extra safety and LEDs indicating the operating status



FLEXIBLE MOUNTING AID

The individually adjustable clip-on feet allow for different installations.



DOUBLE SWITCH OPTIONS

On/off switch and outlet for an external on/off switch

HIGH-PERFORMANCE INVERTERS WITH MODIFIED SINE WAVE VOLTAGE

Microwave ovens, toasters and vacuum cleaners are real “power burners”. On-board operation is no problem however with a high-performance inverter from the Dometic PerfectPower series. The 1000- or 2000-watt models generate a sine-wave-like 230-volt alternating voltage for particularly powerful appliances. User benefits add up to an all-round treat including perfect design, premium quality, and a variety of extras for enhanced comfort.

Just take the mains priority circuit, designed to switch over to mains power as soon as it is available. Or the soft-start function, which ensures gentle starting even for powerful appliances. Cable organisers, exhaust air adapter, outputs for remote control and external ON/OFF switch, adjustable mounts, mounting plate – nothing has been left to chance!

With Mains
Priority Switch



DOMETIC PERFECTPOWER PP 1002 / PP 1004

- Continuous output: 1000 watts
- Peak output: 2000 watts

PP 1002 / 12 V / Ref. No. 9600000022
UK 96000000246
PP 1004 / 24 V / Ref. No. 9600000023
UK 96000000247

With Mains
Priority Switch



DOMETIC PERFECTPOWER PP 2002 / PP 2004

- Continuous output: 2000 watts
- Peak output: 4000 watts

PP 2002 / 12 V / Ref. No. 9600000024
UK 96000000248
PP 2004 / 24 V / Ref. No. 9600000025
UK 96000000249



REMOTE CONTROL MCR-9

- W x H x D: 58 x 72 x 28 mm
- Weight: 40 g
- Cable length: 7.5 m

Ref. No. 9600000091



DOMETIC POCKETPOWER SI 102

Mini inverter

Re-charge your batteries while you're on the road! This competitively priced mini inverter is ideal for low-power electric devices up to 100 W. Its energy comes from the 12 V battery of your car, van or motorhome.

- For mobile use of low-power devices
- 230 V in the car
- Lightweight and compact design

Ref. No. 9600000036

SINEPOWER DSP / DSP-T PURE SINE WAVE VOLTAGE – CONVENIENT AND SAFE

The new sine wave inverters in the SinePower DSP and DSP-T series generate a pure sine wave voltage, which is perfect even for sensitive 230-volt devices. Moreover, they are fitted with smart protection circuits for safe operation. In case of overload, overheating, over- or under-voltage, the clever inverters switch off automatically – and on again when everything's okay again. The integrated fan smoothly adjusts to the load and temperature conditions, which makes it pleasantly quiet.

The premium inverters in the SinePower DSP-T series offer two extra benefits: a mains priority circuit with voltage synchronisation and an energy-saving Smart Standby Mode.

NEW
inverter
generation!



**PURE SINE WAVE VOLTAGE –
FINE FOR SENSITIVE DEVICES**

**ENERGY-SAVING STANDBY MODE
(MODELS FROM 600 WATTS)**

**DSP-T SERIES WITH
MAINS PRIORITY CIRCUIT**

PERFECTPOWER VERSUS SINEPOWER MODIFIED OR PURE SINE WAVE VOLTAGE

PerfectPower and SinePower inverters have one thing in common: They turn 12 or 24 V DC from the vehicle battery into 230 V AC. The difference is in the quality of the output voltage. PerfectPower inverters generate a modified sine wave voltage, which is fully adequate for robust devices like filter coffee machines, toasters, or vacuum cleaners. Sensitive electronic devices require a pure sine wave voltage. So, if you want to run your laptop or espresso machine on the move, opt for a SinePower inverter!



OUR TIP

SinePower DSP-T inverters with mains priority circuit and voltage synchronisation. Combined with our new comfort remote control, SinePower DSP-EM, these premium inverters give you the ultimate convenience and independence.

Pure sine wave voltage

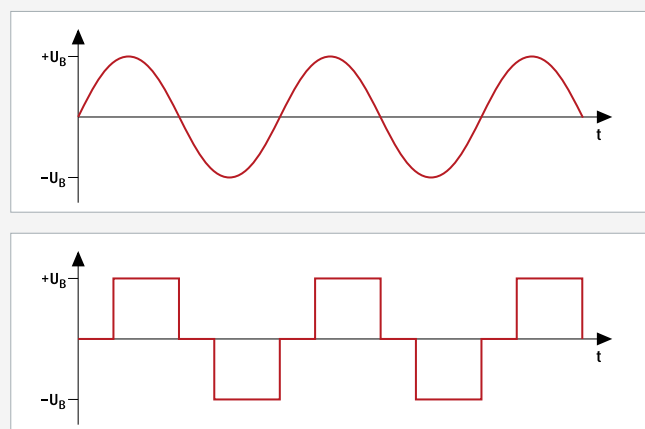
A clean sine wave voltage, like that from a home power socket. Ideal for electric toothbrushes, laptops, DVD players, espresso machines and other sensitive devices.

- Dometic SinePower DSP/DSP-T (p. 95 – 99)

Modified sine wave voltage

An output voltage with a stepped curve simulating a sine wave. Fine for less sensitive devices like filter coffee machines, reading lamps, toasters, vacuum cleaners.

- Dometic PerfectPower (p. 92 – 93)



DOMETIC SINEPOWER DSP 212 / DSP 224

Sine wave inverter

- Compact, portable, inexpensive
- Continuous output: 150 watts
- Peak output: 300 watts

DSP 212 / 12 V

Ref. No. 9600002603 / UK 9600003593

DSP 224 / 24 V

Ref. No. 9600002540 / UK 9600003594



DOMETIC SINEPOWER DSP 412 / DSP 424

Sine wave inverter

- Compact, portable, inexpensive
- Continuous output: 350 watts
- Peak output: 700 watts

DSP 412 / 12 V

Ref. No. 9600002541 / UK 9600003595

DSP 424 / 24 V

Ref. No. 9600002542 / UK 9600003596





DOMETIC SINEPOWER DSP 612 / DSP 624

Sine wave inverter

- Designed for permanent installation
- Continuous output: 600 watts
- Peak output: 1200 watts
- Energy-saving standby mode
- Remote control included

DSP 612 / 12 V

Ref. No. 9600002543 / UK 9600003597

DSP 624 / 24 V

Ref. No. 9600002544 / UK 9600003598



DOMETIC SINEPOWER DSP 1012 / DSP 1024

Sine wave inverter

- Designed for permanent installation
- Continuous output: 1000 watts
- Peak output: 2000 watts
- Energy-saving standby mode
- Remote control included

DSP 1012 / 12 V

Ref. No. 9600002545 / UK 9600003599

DSP 1024 / 24 V

Ref. No. 9600002546 / UK 9600003600



DOMETIC SINEPOWER DSP 1512 / DSP 1524

Sine wave inverter

- Designed for permanent installation
- Continuous output: 1500 watts
- Peak output: 3000 watts
- Energy-saving standby mode
- Remote control included

DSP 1512 / 12 V

Ref. No. 9600002547 / UK 9600003601

DSP 1524 / 24 V

Ref. No. 9600002548 / UK 9600003602



DOMETIC SINEPOWER DSP 2012 / DSP 2024

Sine wave inverter

- Designed for permanent installation
- Continuous output: 2000 watts
- Peak output: 4000 watts
- Energy-saving standby mode
- Remote control included

DSP 2012 / 12 V

Ref. No. 9600002549 / UK 9600003603

DSP 2024 / 24 V

Ref. No. 9600002550 / UK 9600003604



REMOTE CONTROL FOR DSP SINE WAVE INVERTERS

Designed for convenient operation of Dometic SinePower DSP sine wave inverters, this elegant remote control supports all important basic functions (ON, OFF, Standby). It is included as standard with all DSP models with a power rating of 600 watts or higher.

SINEPOWER DSP-T

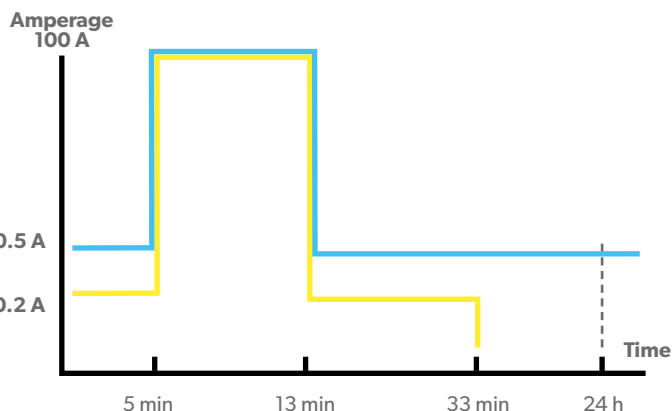
PURE SINE WAVE VOLTAGE – CONVENIENT AND SAFE

The new SinePower DSP-T sine wave inverters provide all the benefits of the DSP series. Additionally, the integrated mains priority circuit with voltage synchronisation ensures a smooth switch-over from battery power to mains power as soon as your boat is connected to an external mains hook-up. Another highlight of the SinePower DSP-T series is the energy-saving Smart Standby Mode, which can be configured as required. The best way to do this is by using the comfort remote control DSP-EM. It is available as an optional accessory.



ENERGY-SAVING SMART STANDBY MODE

SinePower DSP-T sine wave inverters automatically change into the energy-saving Smart Standby Mode, if no (or only very little) power is consumed. You can easily preset when you want your inverter to “wake up” again – already for smaller loads such as mobile phones or the control electronics of your Nespresso machine, or not until larger loads come on, such as a water kettle or a hairdryer. If you activate the battery protection mode, the inverter will switch off automatically after having been in standby for some time. This prevents unnecessary battery discharging.



Power Consumption

- DSP-T inverter with Smart Standby, about 17 Ah
- Conventional inverter without Smart Standby, about 30 Ah

0 – 5 min: Inverter in standby mode

5 min: 1000 W electricity consumer is switched on

13 min: Electricity consumer is switched off

33 min: After 20 min standby the DSP-T inverter is switched off automatically



DOMETIC SINEPOWER DSP-RCT

Remote control for DSP-T inverters

- Convenient remote control of the most important functions: ON, OFF or standby mode
- Easy operation at the touch of a button
- Charger operation by remote control

Ref. No. 9600002564



DOMETIC SINEPOWER DSP 1312T / DSP 1324T

Sine wave inverter

- Continuous output: 1300 watts
- Peak output: 2400 watts

DSP 1312T / 12 V /

Ref. No. 9600002551 / UK 9600005002

DSP 1324T / 24 V /

Ref. No. 9600002552 / UK 9600005003



DOMETIC SINEPOWER DSP 1812T / DSP 1824T

Sine wave inverter

- Continuous output: 1800 watts
- Peak output: 3200 watts

DSP 1812T / 12 V /

Ref. No. 9600002553 / UK 9600005004

DSP 1824T / 24 V /

Ref. No. 9600002554 / UK 9600005005



DOMETIC SINEPOWER DSP 2312T / DSP 2324T

Sine wave inverter

- Continuous output: 2300 watts
- Peak output: 4000 watts

DSP 2312T / 12 V /

Ref. No. 9600002555 / UK 9600005006

DSP 2324T / 24 V /

Ref. No. 9600002556 / UK 9600005007



DOMETIC SINEPOWER DSP 3512T / DSP 3524T

Sine wave inverter

- Continuous output: 3500 watts
- Peak output: 6000 watts

DSP 3512T / 12 V /

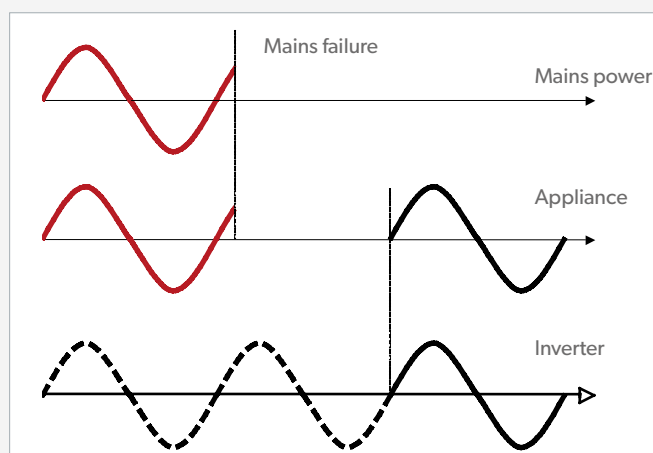
Ref. No. 9600002557 / UK 9600005008

DSP 3524T / 24 V /

Ref. No. 9600002558 / UK 9600005009

MAINS PRIORITY CIRCUIT WITH VOLTAGE SYNCHRONISATION

This automatically gives priority to mains power as soon as it is available, it is integrated as standard in all SinePower DSP-T series sine wave inverters. The reason behind is that many 230-volt devices require an uninterrupted power supply. Moreover, it is vital to ensure a "smooth" voltage switchover. This is exactly what SinePower DSP-T sine wave inverters provide. In these units, the inverter voltage is synchronised to match the mains voltage, and the switchover takes place in a fraction of a second.



DSP-T
with mains
priority
circuit

SINEPOWER DSP-EM

COMFORT REMOTE CONTROL FOR DSP-T INVERTERS

With this versatile remote control you will get the most out of your SinePower DSP-T sine wave inverter. It controls all basic functions (ON, OFF, Smart Standby Mode), indicates important operating parameters, and it can be configured and upgraded as and when required. If you connect a battery sensor (optional accessory), the remote control evolves into an intelligent energy monitor, which

gives you full control over the charging state of your batteries at all times. You can also use the comfort remote control to configure your MCA battery charger, or switch it into the noiseless night mode at the touch of a button.

Optional
extra for
DSP-T
inverters



DOMETIC SINEPOWER DSP-EM

Comfort remote control

- Optional accessory for SinePower DSP-T inverters
- Basic functions: ON, OFF, Smart Standby Mode
- Indicates important operating parameters
- Can be customised for individual needs
- Serves as an energy monitor when upgraded with a battery sensor
- Also suitable for controlling an MCA battery charger

Ref. No. 9600002565

ENERGY MANAGEMENT AT ITS BEST

Dometic's new generation of electronics accessories opens up many upgrading options for ultimate comfort and convenience. All components are perfectly coordinated and can be combined as required. The display of the remote control panel gives you an excellent overview of the charging state of the battery and the current energy consumption. Moreover, the battery is reliably protected against deep-discharging, overcharging and overheating – so it will live longer and will always be able to supply your comfort devices. Good to know for those who want to use the new devices in their

cars or camper vehicles: The new charging converters and sine wave inverters solve many problems associated with the energy-saving configuration of smart alternators in modern EURO 6 vehicles. That means, the leisure battery is optimally charged during the journey to guarantee full independence in terms of energy supply.

POSSIBLE COMBINATION OPTION

DSP-T SINE WAVE INVERTER + DSP-EM REMOTE CONTROL PANEL + DCC VOLTAGE BOOSTER + HELLA SENSOR

Fully independent power supply throughout the journey – even for power eaters like hairdryers and espresso machines. Keep the power consumption and the battery charge in view at all times. Enjoy the

comfort in complete peace of mind knowing that your battery is well charged and well protected, and there's always enough power to run your fridge, too.



A woman with dark hair is sleeping peacefully on a boat deck. She is lying on her side, resting her head on a white pillow and her arms on another white pillow. She is wearing a blue and white patterned sleeveless top. The boat's white railing and a stainless steel handrail are visible. The background shows a vast blue ocean under a sky with scattered white clouds. The overall mood is serene and relaxed.

**TECH
DA**



NICAL
TA

3.14 / PerfectKitchen

3.13 / PerfectCoffee


3.38 / Grill

3.36 / CK 2000

TECHNICAL DATA				
ELECTRIC KETTLE / COFFEE MAKER GRILL / COOKER HOOD	MCK 750	MC 052 / 054	PI 7093	CK 2000
Ref. No.	9600000342 (12 V) 9600000343 (24 V)	9600000340 (12 V) 9600000341 (24 V)	9102302153	9107300002
Voltage	12 or 24 V DC	12 or 24 V DC	230 V AC	12 V DC
Capacity	approx. 0.75 litres	5 cups (625 ml)	–	38/45 m³/h
Dimensions (W x H x D) Built-in dimensions (W x D)	190 x 205 x 125 mm (incl. fixing kit)	240 x 270 x 155 mm (incl. fixing kit)	533 x 102 x 304 mm 502 x 295 mm	400 x 56 x 280 mm –
Scope of delivery	Fixing kit for wall or desk mounting	Glass pot, fixing kit for wall or desk mounting	–	–
/ Optional extras				
Active carbon filter (2-pack)	–	–	–	9107300007





3.33 / 3.32 / Alcohol stoves – free-standing

3.32 / Alcohol oven /stove

TECHNICAL DATA				
ALCOHOL STOVES	ORIGO 5100	ORIGO ONE	ORIGO TWO	ORIGO 6000
Ref. No.	9103303920	9103303977	9103303978	9103303922
Burning time	approx. 5 hours	approx. 4.5 hours	approx. 4.5 hours	approx. 4.5 hours
Burner capacity	1500 W	2000 W	2000 W per burner	2000 W per burner
Boiling time (in minutes for 1 litre of water)	15	10	10	10
Tank capacity (litres per tank)	1.2	1.2	1.2	1.2
Dimensions (W x H x D) incl. gimbals Built-in dimensions (W x H x D)	285 x 150 x 285 mm – –	237 x 165 x 300 mm 273 x 228 x 300 mm –	464 x 165 x 300 mm 500 x 228 x 300 mm –	465 x 562 x 335 mm – 510 x 562 x 335 mm
Weight (kg)	2.5	2.9	5.8	28.8
/ Optional extras				
Potholder	–	9103303828	9103303828	9103303980
Cutting board	–	9103303829	9103303829	9103303985
Glass lid	–	–	–	–
Fuel tank	9103303994	–	–	9103303993
Rubber gasket	–	–	–	–
Flame spreader	–	–	–	–
Gimbal	–	9103303827	9103303827	–

TECHNICAL DATA					
	Additional shapes and sizes available on dometic.com				
BUILT-IN HOB / SINK COMBINATIONS / SINKS	HS 2420R / HS 2420L	HS 2460R / HS 2460L	SNG 420	SNG 4237	SNG 4245
Ref. No.	HS 2420R 9103301742 (sink right) HS 2420L 9103301754 (sink left)	HS 2460R 9103301752 (sink right) HS 2460L 9103301747 (sink left)	9102305032	9102305034	9102305030
Cooker output	1 x 1 kW; 1 x 1.8 kW	1 x 1 kW; 1 x 1.8 kW	–	–	–
Gas consumption	204 g/h	204 g/h	–	–	–
Gas supply pressure	30 mbar	30 mbar	–	–	–
Dimensions (W x H x D, mm) Built-in dimensions (W x D, mm)	600 x 120 x 420 566 x 386	490 x 1211 x 460 456 x 426	(Ø x H): 420 x 149 (Ø): 400	420 x 145 x 370 405 x 355	420 x 145 x 440 405 x 425
Weight (kg)	2.5	2.5	3.5	2.9	3.35
/ Optional extras					
Tap AC 539 (Plastic, colour: chrome)	9102300076	9102300076	9102300076	9102300076	9102300076
Tap AC 537 (Brass, colour: chrome)	9102300077	9102300077	–	–	–



3.32 / Alcohol stoves, built-in

							
ORIGO 2000		ORIGO 4100		ORIGO A100		ORIGO A200	
9103303884		9103303890		9103303935		9103303937	
approx. 4.5 hours		approx. 4.5 hours		approx. 4.5 hours		approx. 4.5 hours	
2000 W		2000 W per burner		2000 W		2000 W per burner	
10		10		10		10	
1.2		1.2		1.2		1.2	
396 x 150 x 377 mm		623 x 150 x 377 mm		270 x 160 x 365 mm		500 x 160 x 365 mm	
–		–		–		–	
345 x 140 x 325 mm		575 x 140 x 325 mm		255 x 150 x 340 mm		485 x 150 x 340 mm	
5.8		8		3.5		7	
9103303981		9103303981		9103303982		9103303982	
9103303987		9103303986		–		–	
9103303990		9103303989		9103303992		9103303991	
9103303993		9103303993		9103303993		9103303993	
9103303995		9103303995		–		–	
9103303996		9103303996		–		–	
–		–		–		–	

3.33 / Gas stoves

TECHNICAL DATA			
	STOVES	PI2232M	PI8062M
Ref. No.	9102300032	9102300008	9102300009
Cooker output	1 x 1 kW; 1 x 1.8 kW	1 x 1 kW; 1 x 1.8 kW	1 x 1 kW; 2 x 1.8 kW
Gas consumption	204 g/h	204 g/h	335 g/h
Gas supply pressure	30 mbar	30 mbar	30 mbar
Dimensions (W x H x D, mm)	380 x 90 x 280 –	480 x 91 x 370 466 x 358 (built-in, W x D)	560 x 91 x 440 546 x 428 (built-in, W x D)
Weight (kg)	1.7	3.6	5.2
/ Optional extras			
Gimbal	–	–	–





3.38 / Gas ovens




TECHNICAL DATA		
	OG 2000	OG 3000
OVENS		
Ref. No.	9103303710	9103303709
Oven output	1.2 kW	1.2 kW
Grill output	1.6 kW	1.6 kW
Gas consumption		
Oven	87 g/h	87 g/h
Grill	116 g/h	116 g/h
Gas supply pressure	30 mbar	30 mbar
Oven capacity (litres)	20	30
Dimensions (W x H x D, mm)	530 x 310 x 410 504 x 283 x 460 (built-in)	530 x 430 x 415 500 x 410 x 460 (built-in)
Weight (kg)	13.2	19.5

**EK 1600****EK 3200**

9103300517	9103300518
1.6 kW	2 x 1.6 kW
115 g/h	230 g/h
30 mbar	30 mbar
281 x 246 x 262 (with gimbals) 237 x 71 x 262 (without gimbals)	508 x 246 x 262 (with gimbals) 464 x 71 x 262 (without gimbals)
2.9	4.2
9103303826	9103303826

3.37 / Gas cooker/oven combinations






TECHNICAL DATA				
COOKER / OVEN COMBINATIONS	SUNLIGHT	STARLIGHT	MOONLIGHT TWO	MOONLIGHT THREE
Ref. No.	9103303823	9103303822	9103303824	9103303825
Cooker output	1 x 2.2 kW; 1 x 1.8 kW	1 x 2.2 kW; 1 x 1.8 kW	1 x 2.2 kW; 1 x 1.8 kW	1 x 2.2 kW; 1 x 1.8 kW, 1 x 1 kW
Oven output	1.1 kW	1.1 kW	1.2 kW	1.2 kW
Grill output	–	1.3 kW	1.6 kW	1.6 kW
Gas consumption				
Cooker	291 g/h	291 g/h	291 g/h	364 g/h
Oven	80 g/h	80 g/h	87 g/h	87 g/h
Grill	–	100 g/h	116 g/h	116 g/h
Gas supply pressure	30 mbar	30 mbar	30 mbar	30 mbar
Oven capacity (litres)	28	28	28	30
Dimensions (W x H x D, mm)	449 x 398 x 357 475 x 430 x 357 (incl. semi-gimbal suspension)	449 x 508 x 357 475 x 540 x 357 (incl. semi-gimbal suspension)	500 x 390 x 395 525 x 457 x 395 (incl. semi-gimbal suspension)	473 x 436 x 470 501 x 500 x 470 (incl. semi-gimbal suspension)
Weight (kg)	20	23	20	21
/ Optional extras				
Grill pan	–	9103303862	–	–

TECHNICAL DATA			
ICEBOXES	WCI 13	WCI 22	WCI 42
Ref. No.	9600000500	9600000501	9600000502
Storage volume (l, approx.)	13	22	41
Dimensions (W x H x D, mm)	388 x 305 x 245	388 x 313 x 365	635 x 337 x 390
Weight (kg, approx.)	2.8	4.2	7.5
Material	Rotomoulded PE		

TECHNICAL DATA						
ICEBOXES	CI 42	CI 55	CI 70	CI 85	CI 85W	CI 110
Ref. No.	9600000541	9600000542	9600000543	9600000544	9600000545	9600000546
Storage volume (l, approx.)	43	56	71	87	86	111
Dimensions (W x H x D, mm)	640 x 335 x 418	570 x 432 x 515	690 x 432 x 515	840 x 432 x 525	840 x 432 x 525	1055 x 442 x 535
Weight (kg, approx.)	8.7	10.6	11.8	14	14.6	18.1
Material	Rotomoulded PE					

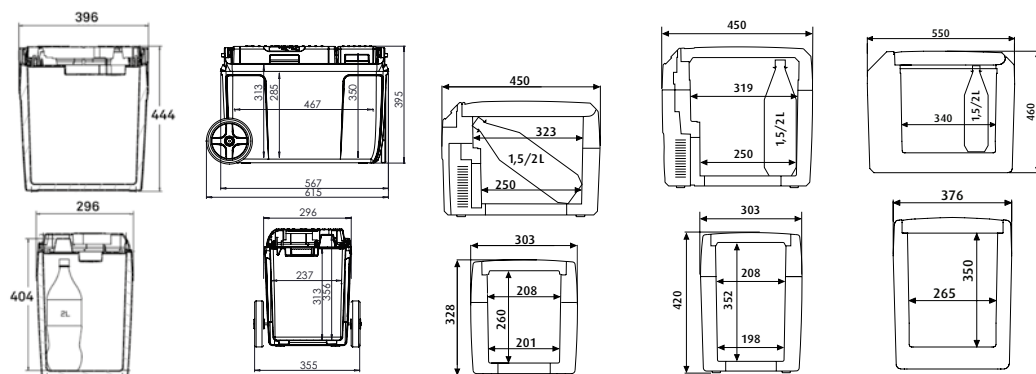
/ Optional extras







Seat Cushion	9108400892	9108400893	9108400894	9108400895	9108400895	9108400896
Divider	9108400897	9108400898	9108400898	9108400898	9108400898	9108400898
Basket Small	9108400899	9108400900	9108400900	9108400900	9108400900	9108400900
Beverage Holder & Bracket	9108400901	9108400901	9108400901	9108400901	9108400901	9108400901
Beverage Holder	9108400902	9108400902	9108400902	9108400902	9108400902	9108400902
Rod Holder	9108400903	9108400903	9108400903	9108400903	9108400903	9108400903
Bottle Opener	9108400904	9108400904	9108400904	9108400904	9108400904	9108400904
Fixing Kit	9108400905	9108400905	9108400905	9108400905	9108400905	9108400905

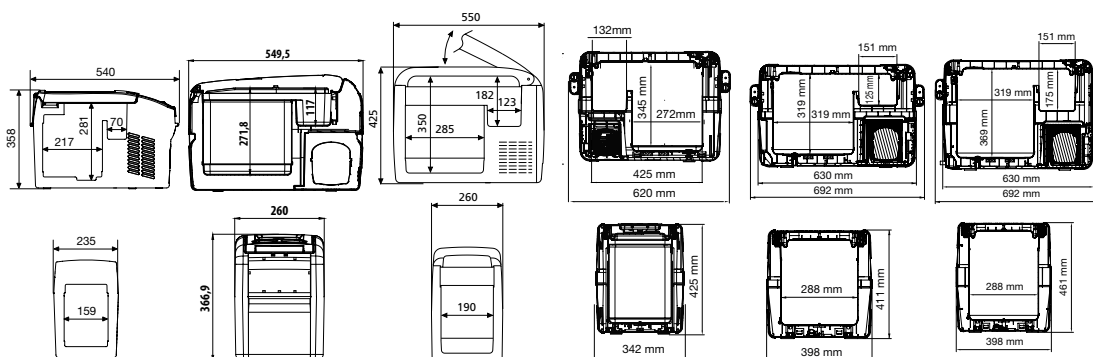
TECHNICAL DATA					
	SC 30	SC 38	TCX 14	TCX 21	TCX 35
THERMOELECTRIC COOLERS					
Ref. No.	9600000486	9600000487	9600003805	9600003806	9600003807
Ref. No. UK			9600003802	9600003803	9600003804
Storage volume (l, approx.)	29	37	14	20	33
Connections	12 V DC / 230 V AC	12 V DC / 230 V AC	12 / 24 V DC / 230 V AC	12 / 24 V DC / 230 V AC	12 / 24 V DC / 230 V AC
Consumption					
at 12 volts DC (watts)	47	47	46	46	46
at 24 volts DC (watts)	–	–	50	50	50
at 230 volts AC (watts)	55	55	64	64	64
Energy class	A+++	A++	A++	A++	A++
Temperature range					
Cooling below ambient temperature (°C, approx.)	max. 18	max. 18	max. 30	max. 30	max. 30
Heating	+65	+65	+50 to +65	+50 to +65	+50 to +65
Insulation					
PU foam all around	Neopor	PU	●	●	●
System					
Thermoelectric (Peltier system)	●	●	●	●	●
Material	PP	PP	Injection moulded parts		
Colour	Dark grey / pale grey				
Weight (kg, approx.)	4.0	5.3	5.0	6.0	10.0
Test marks	TÜV/GS, E-certified (Automotive EMC Directive)				








/ Optional extras

Universal fixing kit	–	–	9105303709	9105303709	9105303709
----------------------	---	---	------------	------------	------------



TECHNICAL DATA						
COMPRESSOR COOLERS	CF 11	CF 16	CF 26	CFX 28	CFX 35W	CFX 40W
Ref. No.	9600005337	9600005339	9600005341	9600000468	9600000470	9600000472
Ref. No. UK	9600005338	9600005340	9600005343	9600000469	9600000471	9600000473
Storage volume (l, approx.) incl. for fresh food (l)	10.5 –	15 –	21.5 4	26 3.5	32 4.5	38 7
Connections	12 / 24 V DC 100–240 V AC			12 / 24 V DC 100–240 V AC		
Temperature range (°C)	+10 to –18			+10 to –22		
Refrigerant Refrigerant quantity CO ₂ equivalent Global warming potential (GWP)	R134a 28 g 0.040 t 1430	R134a 30 g 0.043 t 1430	R134a 28 g 0.040 t 1430	R134a 38 g 0.054 t 1430	R134a 33 g 0.047 t 1430	R134a 38 g 0.054 t 1430
Power input (watts, approx.)	35	35	35	40	43	48
Current consumption (Ah/h) at 12 V at +20 °C at +32 °C ambient temperature, both at +5 °C interior temperature	0.29 0.61	0.21 0.44	0.44 0.67	0.30 0.58	0.32 0.60	0.36 0.64
Energy class	A++	A++	A++	A++	A++	A++
Insulation PU foam all around	●	●	●	●	●	●
System	Fully hermetic compressor with integrated control electronics, low-voltage protection /electronic fuse, automatic reverse pole protection, electronic thermostat					
Material	Cabinet: PP Lid: PE			Cabinet: PP + ABS Lid: PE		
Colour	Pale grey / dark grey					
Weight (kg, approx.)	8.5	9.5	10.5	13.1	17.5	18.5
Test marks	TÜV/GS, e-certified (Automotive EMC Directive)					
Scope of delivery Removable wire basket	–	–	–	●	●	●
Detachable carrying handles	–	–	–	●	●	●
/ Optional extras						
Fixing kit	–	9105303708	9105303708	9600000166	–	–
Wireless display	–	–	–	9600000164	–	–
Cool box stand	–	–	–	9600000689	9600000689	9600000689
Battery pack BP 124	9600005902	9600005902	9600005902	9600005902	9600005902	9600005902

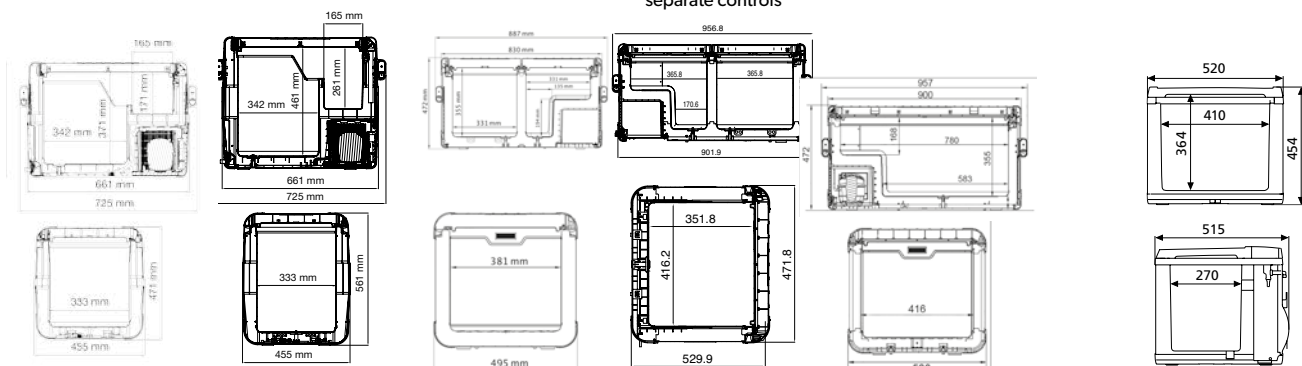






						
CFX 50W	CFX 65W	CFX 75DZW	CFX 95DZW	CFX 100W	CK 40D	CK 40D HYBRID
9600000474	9600000476	9600001409	9600000480	9600000536	9600004297	9600000482
9600000475	9600000477	9600001413	9600000163	9600000650	9600005416	9600000572
46	60	70	85	88	38	38
8.5	13	43 + 27*	50.5 + 34.5*			
12 / 24 V DC 100 – 240 V AC					230 V AC	12 V DC (thermoelectrics) 230 V AC (compressor)
+10 to –22					+10 to –15	DC: up to 20* AC: +10 to –15
R134a 43 g 0.062 t 1430	R134a 57 g 0.082 t 1430	R134a 57 g 0.082 t 1430	R134a 65 g 0.093 t 1430	R134a 64 g 0.092 t 1430	R600a 17 0 0	R134a 38 0.054 t 1430
52	58	70	65	65		DC: 47 / AC: 75
0.38 0.68	0.42 0.76	0.67 1.31	0.75 1.25	0.75 1.25	–	3.9 at +20 °C ambient temperature, at +5 °C interior temperature
A++	A++	A+	A+	A+	A++	A+
●	●	●	●	●	●	●
Fully hermetic compressor with integrated control electronics, low-voltage protection / electronic fuse, automatic reverse pole protection, electronic thermostat					230-V-compressor, electronic thermostat	Thermoelectrics + 230-V compressor, electronic thermostat in compressor mode
Cabinet: PP + ABS, Lid: PE					Cabinet: coated sheet steel, Top and base: plastic	
Pale grey / dark grey					Black	Black
20.4	22.3	31	32	32	22	22
TÜV/GS, e-certified (Automotive EMC Directive)						
●	●	●	●	●	–	–
●	●	●	●	●	–	–

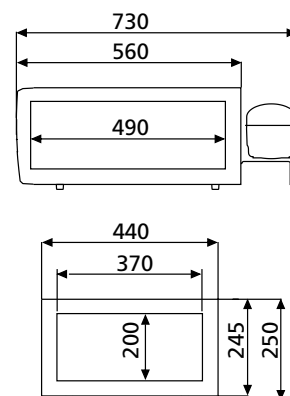
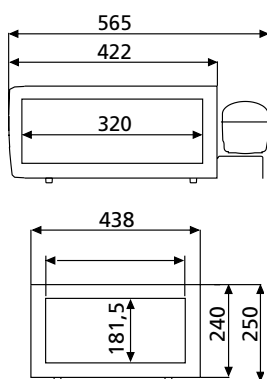
–	–	–	–	–	–	–
–	–	–	–	–	–	–
9600000689	9600000689	9600000689	9600000689	9600000689	9600000689	9600000689
9600005902	9600005902	9600005902	9600005902	9600005902	9600005902	9600005902





*2 compartments for
cooling and freezing with
separate controls

*below ambient
temperature



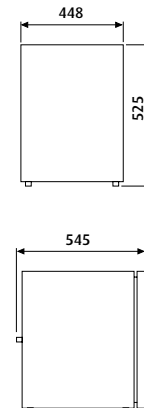
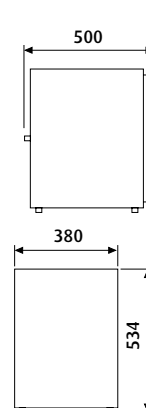
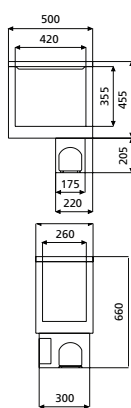
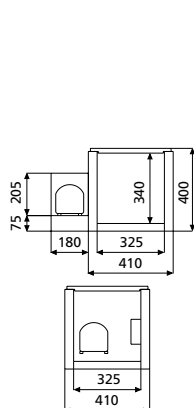
TECHNICAL DATA						
	CD 20 / CD 20W		CD 20S	CD 30 / CD 30W		CD 30S
Ref. No.	9105330623 (black) 9105330625 (white)		9105330624	9105330621 (black) 9105330622 (white)		9105330620
Storage volume (approx. l) freezer compartment	20 –		20 –	30 –		30 –
Connections	12 / 24 V DC		12 / 24 V DC	12 / 24 V DC		12 / 24 V DC
Average power consumption (watts, approx.)	40		40	40		40
Current consumption (Ah/h) at 12 V at +25 °C at +32 °C ambient temperature, both at +5 °C interior temperature	0.67 (at 20 °C) 1.33		0.67 (at 20 °C) 1.33	0.67 (at 20 °C) 1.33		0.67 (at 20 °C) 1.33
Refrigerant Refrigerant quantity CO ₂ equivalent Global warming potential (GWP)	R134a 38 g 0.054 t 1430		R134a 42 g 0.060 t 1430			
Insulation PU foam all around	●					
System	Fully hermetic compressor with integrated control electronics, electronic thermostat, low voltage protection / electronic fuse, automatic reverse pole protection					
Material	Sturdy metal housing, drawer of injection-moulded parts					
Colour	CD 20: black CD 20W: black, front white		Black, stainless steel	CD 30: black CD 30W: black, front white		Black, stainless steel
Weight (kg)	16.1		16.1	18		18
Test marks	e-certified (Automotive EMC Directive)					
/ Optional extras						
Mains adapter EPS 100 230 V > 24 V	9600000440		9600000440	9600000440		9600000440
Mains adapter MPS 35 110–240 V > 24 V	9600000445		9600000445	9600000445		9600000445
Stainless steel installation frame	9105303901		9105303901	9105303901		9105303901




TECHNICAL DATA				
	COMPRESSOR REFRIGERATORS	CB 36	CB 40	CRD 50 / 50S
Ref. No.	9105204434	9105204435	9105306581 9105306582	9105306540 9105306548
Storage volume (approx. l) freezer compartment	36 –	40 –	38.5 6	57 7
Connections	12 / 24 V DC	12 / 24 V DC	12 / 24 V DC	12 / 24 V DC
Temperature range (°C)	+10 to –12	+10 to –12	+12 to –15	+12 to –15
Average power consumption (watts, approx.)	45	45	40	45
Current consumption (Ah/h) at 12 V at +25 °C at +32 °C ambient temperature, both at +5 °C interior temperature	 0.56 0.94	 0.64 1.01	 1.5 1.8	 1.14 1.8
Refrigerant Refrigerant quantity CO ₂ equivalent Global warming potential (GWP)	R134a 60 g 0.086 t 1430	R134a 60 g 0.086 t 1430	R134a 38 g 0.054 t 1430	R134a 38 g 0.054 t 1430
Insulation PU foam all around	●	●	●	●
System	Fully hermetic compressor with integrated control electronics, electronic thermostat, low voltage protection / electronic fuse, automatic reverse pole protection, with detachable cooling unit (1.5 m)		Fully hermetic compressor with integrated control electronics, low- voltage protection / electronic fuse,automatic reverse pole protection, mechanical, continuously variable thermostat	
Material Body Interior Door frame Fittings Door	Outside: zinc coated sheet steel, inside: stainless steel, base: shock-resistant plastic		CRX / CRD: with coated metal frame Plastic Plastic Stainless steel –	CRX S / CRD S: with coated metal frame Plastic – Stainless steel Stainless steel (AISI316)
Colour Cabinet Door frame Door panel	Body: grey, decor panel: pale grey		CRX / CRD: Black Silver Matt-silver (brushed stainless steel appearance)	CRX S / CRD S: Black Silver Stainless steel (AISI316)
Weight (kg)	17	19	17 / 18	20 / 21
Test marks	TÜV/GS, e-certified (Automotive EMC Directive)			

/ Optional extras

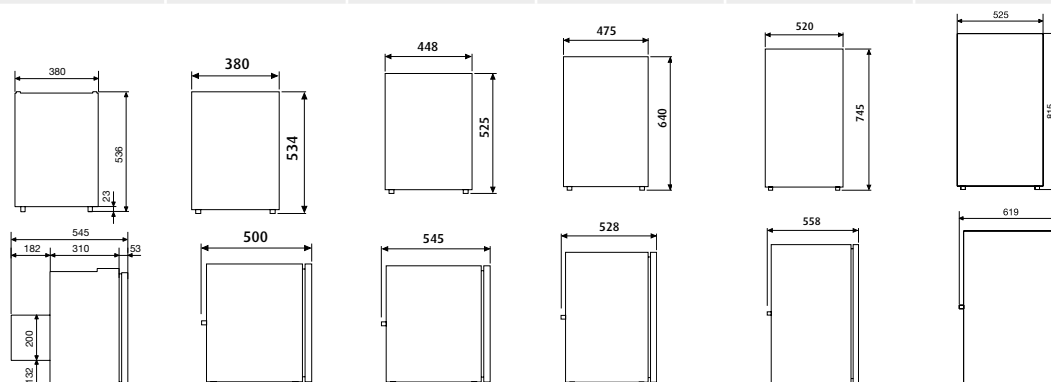
Mains adapter EPS 100 230 V > 24 V	–	–	–	–
Mains adapter MPS 35 110 – 240 V > 24 V	9600000445	9600000445	9600000445	9600000445
Stainless steel installation frame	–	–	–	–
Standard installation frame	–	–	9105306405	9105306406
Flush-mount installation frame	–	–	9105306410	9105306411







TECHNICAL DATA						
	CRP 40 / 40S	CRX 50 / 50S	CRX 65 / 65S	CRX 80 / 80S	CRX 110 / 110S	CRX 140 / 140S
Ref. No.	9105204440 9105204441	9105306565 9105306566	9105306568 9105306569	9105306570 9105306571	9105306572 9105306573	9105306578 9105306580
Storage volume (approx. l) freezer compartment	39 5.3	45 4.4	57 7	78 7.5	104 9	130 11
Connections	12 / 24 V DC	12 / 24 V DC	12 / 24 V DC	12 / 24 V DC	12 / 24 V DC	12 / 24 V DC / 100–240 V AC
Average power consumption (watts, approx.)	45	40	45	48	50	65
Current consumption (Ah/h) at 12 V at +25 °C at +32 °C ambient temperature, both at +5 °C interior temperature	1.5 1.8	1.1 1.7	1.14 1.8	1.19 2.0	1.8 2.4	1.9 2.5
Refrigerant Refrigerant quantity CO ₂ equivalent Global warming potential (GWP)	R134a 38 g 0.054 t 1430	R134a 38 g 0.054 t 1430	R134a 42 g 0.060 t 1430	R134a 48 g 0.069 t 1430	R134a 47 g 0.067 t 1430	R134a 50 g 0.072 t 1430
Insulation PU foam all around	●	●	●	●	●	●
System	Fully hermetic compressor with integrated control electronics, low-voltage protection /electronic fuse, automatic reverse pole protection CRP with detachable cooling unit (1.5 m)					
Material Body Interior Door frame Fittings Door	CRX / CRP 40: with coated metal frame Plastic Plastic Stainless steel –			CRX S / CRP 40S: with coated metal frame Plastic – Stainless steel Stainless steel (AISI316)		
Colour Cabinet Door frame Door panel	CRX / CRP 40: Black Silver Matt-silver (brushed stainless steel appearance)			CRX S / CRP 40S: Black Silver Stainless steel (AISI316)		
Weight (kg)	19 / 21	17/18	18 / 19	20 / 21	22.5 / 23.5	30 / 31
Scope of delivery	–	–	–	–	–	–
Test marks	TÜV/GS, e-certified (Automotive EMC Directive)					

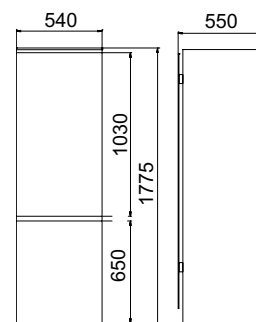
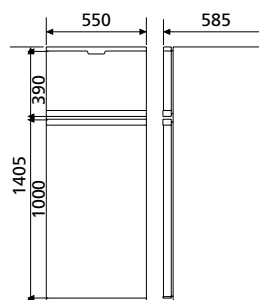
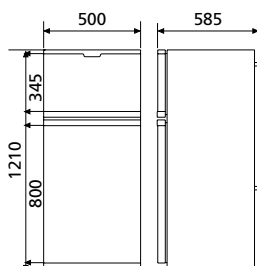
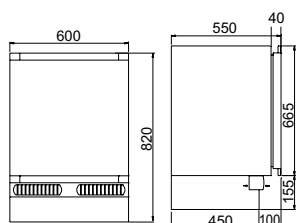
/ Optional extras





Mains adapter 110–240 V > 24 V	MPS 35 9600000445	MPS 35 9600000445	MPS 35 9600000445	MPS 35 9600000445	MPS 35 9600000445	–
Standard installation frame CRX / CRP CRX S / CRP 40S	9105306405 9105305676	9105306405 9105305676	9105306406 9105305677	9105306407 9105305678	9105306408 9105305679	9105306409 9105305680
Flush-mount installation frame CRX / CRP CRX S / CRP 40S	9105306410 9105305671	9105306410 9105305671	9105306411 9105305672	9105306412 9105305673	9105306413 9105305674	9105306414 9105305675



			
HDC 155FF	HDC 195	HDC 225	HDC 275
9105204436	9105204437	9105204438	9105204439
117 17	173 41	228 44	277 75
12/24 V DC	12/24 V DC	12/24 V DC	12/24 V DC
36	40	41	61
2.1 3.0	2.2 3.4	2.4 3.3	3.3 5.1
R134a 75 g 0.107 t 1430	R134a 110 g 0.157 t 1430	R134a 130 g 0.186 t 1430	R134a 180 g 0.257 t 1430
●	●	●	●
Fully hermetic compressor with integrated control electronics, low-voltage protection / electronic fuse, automatic reverse pole protection, mechanical, continuously variable thermostat			
Sheet steel Polystyrene — — Sheet steel			
White White —			
32	33	42	52
2 safety glass shelves, a transparent crisper, door trays	3 safety glass shelves, 2 adjustable in height, a transparent crisper, door trays, shelf rack in froster compartment	4 safety glass shelves, 3 adjustable in height, a transparent crisper, door trays, shelf rack in froster compartment	5 safety glass shelves, 4 adjustable in height, 2 transparent crispers, door trays, 3 drawers for frozen food
e-certified (Automotive EMC Directive)			


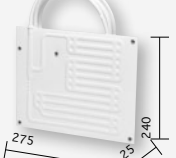

MPS 50 9600000441	MPS 50 9600000441	MPS 50 9600000441	MPS 80 9600000442
—	—	—	—
—	—	—	—


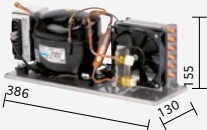




TECHNICAL DATA				
COOLING UNITS	COLDMACHINE 54	COLDMACHINE 55	COLDMACHINE 84	COLDMACHINE 85
Ref. No.	9105306623	9105306624	9105306597	9105306598
		Included in Package 1 and 2		
Voltage	12 / 24 V DC	12 / 24 V DC	12 / 24 V DC	12 / 24 V DC
Refrigerant	R134a	R134a	R134a	R134a
Refrigerant quantity	35 g	35 g	45 g	45 g
CO ₂ equivalent	0.050 t	0.050 t	0.064 t	0.064 t
Global warming potential (GWP)	1430	1430	1430	1430
Dimensions (W x H x D)	386 x 165 x 130 mm	220 x 160 x 220 mm	386 x 160 x 130 mm	220 x 160 x 220 mm
Weight (kg)	6	6.5	6	6
Quality features	Suitable for floor mounting, corrosion-resistant stainless steel mounting plate		Suitable for floor mounting, corrosion-resistant stainless steel mounting plate	

/ Accessory



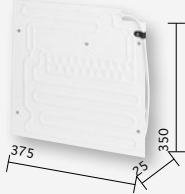

Air exhaust hood with counterpart and 2 m hose, for providing air circulation	–	–	9103540107	9103540107
Mains adapter, 110 – 240 V ÷ 24 V	MPS 35 / 9600000445	MPS 35 / 9600000445	MPS 35 / 9600000445	MPS 35 / 9600000445
Mains adapter EPS 100, 230 V ÷ 24 V	9600000440	9600000440	9600000440	9600000440



TECHNICAL DATA			
EVAPORATORS	L-EVAPORATOR VD-01 FOR SERIES 50	PLATE EVAPORATOR VD-02 FOR SERIES 50	O-EVAPORATOR VD-07 FOR SERIES 50
Ref. No.	9105306625	9105306627	9105306628
	Included in Package 1		Included in Package 2
Cooling capacities (l) with 35 mm PU insulation with 50 mm PU insulation	max. 80 max. 100	max. 30 max. 50	max. 100 max. 130
Power input (approx. watts)	35	35	35
Current consumption (Ah/h) with 35 mm PU insulation with 50 mm PU insulation	1.46 1.17	1.31 1.02	1.46 1.17
System	Standard, L-shape evaporator for horizontal and vertical installation, self-sealing valve couplings, flexible connection pipe approx. 2 m, continuously variable thermostat (for external installation, with blue turning dial and LED indicator, white plastic housing), electric supply cord approx. 3 m	Standard, plate evaporator for horizontal and vertical installation, self-sealing valve couplings, flexible connection pipe approx. 2 m, continuously variable thermostat (for external installation, with blue turning dial and LED indicator, white plastic housing), electric supply cord approx. 3 m	Standard O-evaporator for horizontal or vertical installation, self-sealing valve couplings, flexible connection pipe approx. 2 m, continuously variable thermostat (for external installation, with blue turning dial and LED indicator, white plastic housing), electric supply cord approx. 3 m
Dimensions (W x H x D)	300 x 270 x 110 mm	275 x 240 x 25 mm	255 x 210 x 90 mm
Weight (kg)	1.5	1	1.5


			
COLDMACHINE 86	COLDMACHINE 94	COLDMACHINE 95	COLDMACHINE 96
9105306599	9105306600	9105306601	9105306602
12 / 24 V DC	12 / 24 V DC	12 / 24 V DC	12 / 24 V DC
R134a 45 g 0.064 t 1430	R134a 60 g 0.086 t 1430	R134a 60 g 0.086 t 1430	R134a 60 g 0.086 t 1430
220 x 230 x 177 mm	386 x 155 x 130 mm	220 x 155 x 220 mm	220 x 230 x 177 mm
6.5	6	6	6.5
Suitable for floor mounting, corrosion-resistant stainless steel mounting plate	Suitable for floor mounting, corrosion-resistant stainless steel mounting plate, AEO electronics		


9103540107	9103540107	9103540107	9103540107
MPS 35 / 9600000445	MPS 50 / 9600000441	MPS 50 / 9600000441	MPS 50 / 9600000441
9600000440	-	-	-







4.07 / Dometic ColdMachine Series 80


			
FIN EVAPORATOR VD-03 FOR SERIES 80	L-EVAPORATOR VD-04 FOR SERIES 80	PLATE EVAPORATOR VD-05 FOR SERIES 80	PLATE EVAPORATOR VD-18 FOR SERIES 80
9105306603	9105306604	9105306605	9105306614
max. 170 max. 200	max. 130 max. 170	max. 130 max. 170	max. 100 max. 150
50	45	45	45
1.88 1.46	1.88 1.50	1.88 1.50	1.88 1.50
Copper-aluminium fin evaporator with large surface due to the cooling fins, for vertical and horizontal installation, self-sealing valve couplings, flexible connection pipe approx. 2.5 m, continuously variable thermostat (for external installation, with blue turning dial and LED indicator, white plastic housing), electric supply cord approx. 3 m	Standard, L-shape evaporator, self-sealing valve couplings, flexible connection pipe approx. 2 m, continuously variable thermostat (for external installation, with blue turning dial and LED indicator, white plastic housing), electric supply cord approx. 3 m	Standard plate evaporator, self-sealing valve couplings, flexible connection pipe approx. 2 m, continuously variable thermostat (for external installation, with blue turning dial and LED indicator, white plastic housing), electric supply cord approx. 3 m	Standard plate evaporator, self-sealing valve couplings, flexible connection pipe approx. 2 m, continuously variable thermostat (for external installation, with blue turning dial and LED indicator, white plastic housing), electric supply cord approx. 3 m
380 x 230 x 82 mm	375 x 285 x 120 mm	375 x 350 x 25 mm	375 x 250 x 25 mm
2	1.5	1.5	1.5





TECHNICAL DATA				
EVAPORATORS	ANGLE EVAPORATOR VD-08 FOR SERIES 80	O-EVAPORATOR VD-09 FOR SERIES 80	CIRCULATING AIR EVAPORATOR VD-15 FOR SERIES 80	CIRCULATING AIR EVAPORATOR VD-14N FOR SERIES 90
Ref. No.	9105306607	9105306608	9105306612	9105306609
Cooling capacities (l) with 35 mm PU insulation with 50 mm PU insulation	max. 160 max. 180	max. 160 max. 180	max. 200 max. 250	max. 300 max. 400
Power input (approx. watts)	60	60	60	80
Current consumption (Ah/h) with 35 mm PU insulation with 50 mm PU insulation	2.50 2.00	2.25 1.75	2.00 1.50	3.33 2.33
System	Standard angle evaporator, self-sealing valve couplings, flexible connection pipe approx. 2 m, continuously variable thermostat (for external installation, with blue turning dial and LED indicator, white plastic housing), electric supply cord approx. 3 m	O-evaporator for vertical and horizontal installation, self-sealing valve couplings, flexible connection pipe approx. 2 m, continuously variable thermostat (for external installation, with blue turning dial and LED indicator, white plastic housing), electric supply cord approx. 3 m	High-performance circulating air evaporator in a white plastic housing, with brushless fan, fast cooling through circulating air operation, self-sealing valve couplings, flexible connection pipe approx. 2.5 m, continuously variable thermostat integrated in the evaporator housing	High-performance circulating air evaporator, especially effective due to enlarged surface area. Radial fan with enhanced ventilation capacity, continuously variable room thermostat for optimal temperature distribution in the refrigeration compartment. Ease of installation with self-sealing valve couplings and flexible connection pipe (approx. 2.5 m). Sturdy, white plastic housing.
Dimensions (W x H x D)	465 x 270 x 360 mm	365 x 141 x 270 mm	220 x 275 x 80 mm	250 x 310 x 90 mm
Weight (kg)	2.0	2.0	2.0	2.0




COMPACT COOLING UNIT	
CS-NC15	
Ref. No.	9105306593
Cooling capacities (l) with 35 mm PU insulation with 50 mm PU insulation	max. 200 max. 250
Refrigerant Refrigerant quantity CO ₂ equivalent Global warming potential (GWP)	R134a 60 g 0.086 t 1430
Voltage	12 / 24 V DC
Power input (approx. watts)	60
Current consumption (Ah/h) with 35 mm PU insulation with 50 mm PU insulation	2.00 1.50
System	Fully hermetic compressor with control electronics and integrated low-voltage protection, low-voltage cut-off, electronic reverse pole protection, brushless DC fan, fin condenser, high-performance air circulating fin evaporator in white plastic housing with brushless fan, rapid chill capability with circulating air operation
Weight (kg)	8.5

TECHNICAL DATA		
EVAPORATORS	AIR CIRCULATING DEEP-FREEZE EVAPORATOR VD-16 FOR SERIES 90	PLATE EVAPORATOR VD-21 FOR SERIES 90
Ref. No.	9105306613	9105306615
Cooling capacities (l) with 50 mm PU insulation with 100 mm PU insulation	max. 130 max. 200	max. 250 (normal refrigeration) / 100 (deep-freezing) max. 300 (normal refrigeration) / 150 (deep-freezing)
Power input (approx. watts)	60	60
Current consumption (Ah/h) with 50 mm PU insulation with 100 mm PU insulation	2.75 2.00	2.50 normal (refrigeration) / 3.00 (deep-freezing) 2.00 normal (refrigeration) / 2.00 (deep-freezing)
System	High-performance air circulating fin evaporator in a transparent plastic housing, self-sealing valve couplings, flexible connection pipe approx. 2.5 m, continuously variable deep-freeze thermostat integrated in the evaporator housing	Standard plate evaporator with large surface, self-sealing valve couplings, flexible connection pipe approx. 2 m, continuously variable thermostat (for external installation, with blue turning knob and LED indicator, white plastic housing), for refrigeration and deep-freezing
Dimensions (W x H x D)	330 x 280 x 145 mm	1373 x 305 x 10 mm
Weight (kg)	2.5	4.0

TECHNICAL DATA							
ELECTRONIC ACCESSORIES FOR COOLERS AND REFRIGERATORS	M50U Voltage monitor for 12-volt applications	804K Voltage converter 24 volts > 12 volts	EPS817 Mains adapter for connecting thermoelectric 12-volt cooling appliances	EPS100 Mains adapter for connection of 12-/24-volt compressor cooling appliances to the 230-volt mains systems	MPS35 Mains adapter for connection of 12-/24-volt compressor cooling appliances to 110 – 240-volt mains systems	MPS50 Mains adapter for connection of 12-/24-volt compressor cooling appliances to 110 – 240-volt mains systems	MPS80 Mains adapter for connection of 12-/24-volt compressor cooling appliances to 110 – 240-volt mains systems
Ref. No.	9600000446	9600000444	9600000439	9600000440	9600000445	9600000441	9600000442
Input voltage	–	20 – 30 V DC	230 V AC / 50 Hz	230 V AC	110 – 240 V AC	110 – 240 V AC	110 – 240 V AC
Output voltage	–	12.5 V DC ±10 %	13 V DC	25 V DC	25 V DC	27 V DC	27 V DC
Continuous load	–	4 A / 48 watts	6 A	–	–	–	–
Battery voltage	–	60 mA	60 mA	12 / 24 V DC	12 / 24 V DC	12 / 24 V DC	12 / 24 V DC

TECHNICAL DATA				
	MACERATOR TOILETS	MF 7160	MF 7120	MF 7165
Ref. No.	9108833973 (12 V DC) 9108833974 (24 V DC)	9108833970 (12 V DC) 9108833972 (24 V DC)	9108887101 (12 V DC)	9108834285 (Sea water) 9108834283 (Fresh water)
Water supply	Sea water	Fresh water	Sea water	Sea water or Fresh water
Voltage	12 V DC or 24 V DC	12 V DC or 24 V DC	12 V DC	12 V DC
Current consumption	20 A / 12 V DC; 10 A / 24 V DC	20 A / 12 V DC; 10 A / 24 V DC	20 A	20 A
Dimensions (W x H x D , mm)	381 x 375 x 483	381 x 375 x 483	381 x 375 x 483	368 x 337 x 476
Weight (kg)	15.9	15.9	15.9	15.9
Quality features	360° omnidirectional rotating base, efficient stainless steel macerator, integrated electric water valve, MF 7165 extra quiet model with external pump			
/ Accessories				
Triple switch, DFST for all freshwater models	–	9108559126	–	9108559126

TECHNICAL DATA				
MACERATOR TOILETS	8979	8989	8939	8949
Ref. No.	9108553155*	9108684198*	9108553050*	9108684175*
Voltage	12 V DC	12 V DC	12 V DC	12 V DC
Current consumption	20 A	20 A	20 A	20 A
Material	Vitreous ceramic			
Dimensions (W x H x D, mm)	375 x 460 x 473	375 x 460 x 473	375 x 375 x 464	375 x 375 x 464
Weight (kg)	25.4	25.4	22.2	22.2
Quality features	Soft-close seat	With integrated bidet function, soft-close seat	Soft-close seat	With integrated bidet function, soft-close seat
/ Accessories				
Dometic Flush Switch Panel	9108782202	9108782202	9108782202	9108782202
*delivery time 6 weeks				






		
MF 8112 / MF 8116	MF 8152 / MF 8156	MF 8165
9108553021 (12 V DC) 9108553022 (24 V DC)	9108553023 (12 V DC) 9108553024 (24 V DC)	9108887102 (12 V DC)
Fresh water	Fresh water	Sea water
12 V DC or 24 V DC	12 V DC or 24 V DC	12 V DC
20 A / 12 V DC; 15 A / 24 V DC	20 A / 12 V DC; 15 A / 24 V DC	20 A
375 x 381 x 467	375 x 467 x 467	375 x 381 x 467
20.5	26.5	20.5
High-quality ceramic bowl, efficient stainless steel macerator, quiet operation, low energy consumption, easy installation, MF 8165 extra quiet model with external pump		
–	–	–

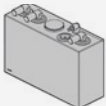
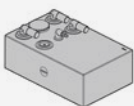
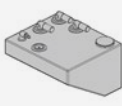
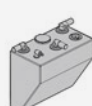

7.04 / Dometic DTW

7.13 / Dometic PowerPump


TECHNICAL DATA				
DISCHARGE PUMP / PRESSURISED WATER PUMPS	DTW12 / DTW24	PP 127	PP 1210	PP 1217
Ref. No.	9107100006 (12 V) 9107100007 (24 V)	9600000455	9600000456	9600000457
Flow rate	1130 l/h	7 l/min	10 l/min	17 l/min
Material	PP	Metal / PP		
Voltage	12 or 24 volts DC	12 V DC	12 V DC	12 V DC
Consumption	6 A / 3 A	–	–	–
Required circuit protection	10 A / 5 A breaker / fuse	–	–	–
Dimensions (W x H x D, mm)	349 x 197 x 170	210 x 98.5 x 87.5		
Hose connection	38 mm ID sanitation hose	–	–	–
Cut-off pressure	–	1.4 bar / 2.2 Ah	2.1 bar / 3.0 Ah	2.8 bar / 6.0 Ah
Weight (kg)	3.5	–	–	–
Test marks	ISO 8846, EMC Directive 2004/108/EC	–	–	–
Scope of delivery	Waste discharge pump, 1" reduction, instruction manual	Pump, strainer with 1/2" hose connector, 1/2" straight hose connector, 1/2" 90° elbow hose connector, 1/2" straight thread		
Quality features	Quiet operation, long-lasting bellows design, dry self-priming	High-performance pump, four-chamber diaphragm design – maintenance free, self-priming, runs dry without damage, fast and easy installation of strainer and fittings, low-noise operation, low energy consumption		

7.04 / Holding tanks

Additional shapes and sizes available on dometic.com					
	DHT42L	DHT61L	DHT88L	DHT110L	DHT137L
TECHNICAL DATA					
HOLDING TANKS					
Ref. No.	9107100001	9107100002	9107100003	9107100004	9107100005
Gross capacity (l)	42	61	88	110	137
Dimensions (W x H x D, mm)	460 x 347 x 350	660 x 348 x 350	800 x 388 x 400	1200 x 348 x 350	1200 x 388 x 400
Quality features	Leak-proof, odour-free design in highly durable polyethylene (6.3 mm wall thickness), pre-cut holes, pre-installed and tested fittings that can rotate, two separate outlets for dockside and overboard discharge, vacuum relief valve prevents damage from high-capacity dockside vacuum pumps				






TECHNICAL DATA					
	12 HTS-VRT	12 HTS-HRZ	15 HTS-HRZ	15 HTS-VRT	20 HTS-HRZ
Ref. No.	9108555499	9108555498	9108555500	9108555501	9108555502
Gross capacity (l)	42	45	57	57	68
Dimensions (W x H x D, mm)	210 x 451 x 622	387 x 273 x 622	483 x 381 x 559	318 x 546 x 559	362 x 356 x 718
Quality features	Leak-proof, odour-free design in highly durable polyethylene (6.3 mm wall thickness), pre-cut holes, pre-installed and tested fittings that can rotate, two separate outlets for dockside and overboard discharge, vacuum relief valve prevents damage from high-capacity dockside vacuum pumps				

7.04 / Vent Filter

TECHNICAL DATA		
VENT FILTER	DOMETIC DVF	DOMETIC DVF REPLACEMENT CARTRIDGE
Ref. No.	9108849515	9108849876
Quality features	Absorbs holding tank vent odours. Keeps air clean and pleasant Most effective odour control – absorbs tank odours for an entire boating season, installs easily between holding tank and through-hull vent, easily replaceable every season	

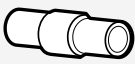


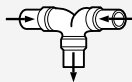


7.04 / Accessories






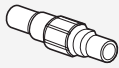
TECHNICAL DATA			
	TANKSAVER®	90° SWIVEL KIT	DTK DIPTUBE KIT
Ref. No.	9108554455	9108836232	9108558205
Quality features	Holding tank safety valve Material: Rubber, PE, dimensions: Ø 76 mm, 1½" vent	90° Swivel Kit, 25 or 38 mm connection Useful if you have to turn the waste outlet by 90°	Removes waste through top of tank Prevents clogging; reduces tank effluent, fits tanks up to 762 mm in height, easy to install
/ Accessories			
90° elbow	–	–	9108558704



TECHNICAL DATA					
SANITATION HOSES	MAXFLEX 38	MAXFLEX 25	MAXFLEX 19	MAXFLEX 16	ODORSafe PLUS 38
Ref. No.	9600001852	9600001853	9600001854	9600001855	9107100015
Material	Flexible polyvinyl chloride				
Colour	White				
Operating pressure (bar)	4	6	8	8	6
Diameter (Ø, mm) inner / outer	39 / 47	26 / 32	20 / 24	17 / 22	38 / 47
Wall thickness (mm)	4.1	2.9	2.3	2.6	4.1
Inside bend radius (mm)	152	102	78	65	190.5
Hose length (m)	15				
Weight (g/m)	700	340	200	190	710
Working temperature (°C)	-17 to +65				
Quality features	<p>Very flexible hose, easy installation, suitable for multiple sanitation uses (38 mm best for toilet, pump and tank connections; 25 mm commonly used on some electric marine toilets; 19 mm and 16 mm commonly used on vent systems). Not suitable for drinking water.</p> <p>Excellent odour barrier, up to 500 % more effective than other sanitation hoses, available in Ø 38 mm for sewage systems, PVC anti-crash spiral, no friction and no risk of clogging thanks to smooth inside surface</p>				






7.04 / Hose Fittings and Check Valve


For use with OdorSafe® Plus (38 mm) ID hose. Kits include Custom Hose Adapters.





					
HOSE MENDER KIT	90° BEND KIT	HOSE ADAPTER KIT	DOUBLE BEND KIT	WYE KIT	TEE KIT
9107100020	9107100021	9108553352	9107100023	9107100024	9107100025
Connects 38 mm hose ends together, includes two adapters	Provides smooth sweep corner to eliminate kink, includes two adapters	Connects 38 mm hose to 38 mm FPT fitting, includes one adapter	Connects intersecting hose ends together per indicated flow, includes three adapters	Connects intersecting hose ends together per indicated flow, includes three adapters	Connects intersecting hose ends together per indicated flow, includes three adapters









					
PVC 45° STREET ELL	REDUCING ADAPTER	PVC 90° STREET ELL	PVC ADAPTER	CUSTOM HOSE ADAPTER	CHECK VALVE
9108731117	9108731118	9108731123	9108731124	9108559169	9108709375
Adapts to all (38 mm) fittings shown here	Connects 38 mm hose to 25 mm hose, includes one adapter	For tight corners, can be used with other PVC fittings shown here	Connects 38 mm hose with Custom Hose Adapter or rigid PVC pipe to 38 mm fitting	Can be used with all 38 mm PVC fittings with socket connection, lubricated hose or cuff slides on easily	For light-duty applications





TECHNICAL DATA		
BATTERY CHARGERS	MCP 1204	MCP 1207
Ref. No.	9600000026	9600000027
Ref. No. UK	9600000189	9600000190
Charge outputs	1 (very flexible thanks to plug connector)	
Charging characteristic	8 step	
Input voltage (V)	230 (180 – 253)	
Charging current max. (A)	4	7
Recommended battery capacity (Ah)	Charging: 7 – 110 / maintenance charging: 7 – 180	Charging: 15 – 160 / maintenance charging: 15 – 250
Dimensions (W x H x D, mm)	90 x 55 x 220	90 x 55 x 250
Weight (kg)	0.5	0.7
/ Optional extras		
Battery indicator BI 01	9600000094	9600000094
Wall cradle	9102500079	9102500079

TECHNICAL DATA					
IUOU-AUTOMATIC CHARGERS	MCA 1215	MCA 1225	MCA 1235	MCA 1250	MCA 1280
Ref. No.	9600000028	9600000029	9600000030	9600000031	9600000032
Ref. No. UK	9600000179	9600000180	9600000181	9600000182	9600000183
Charge outputs	1 + 1	2 + 1	2 + 1	3	3
Input voltage (V)	90 – 260				
Frequency (Hz)	50 – 60				
End-of-charging voltage (V)	14.4 / 14.7				
Float charging voltage (V)	13.8				
Recommended battery capacity (Ah)	40 – 170	75 – 300	100 – 400	150 – 600	200 – 800
Max. battery capacity (Ah)	–	–	–	–	–
U0 phase limited at (h)	8				
Energy efficiency up to (%)	92				
Charging current (A)	15	25	35	50	80
Charging characteristics	–	–	–	–	–
Operating temperature (°C)	–20 to +50				
Dimensions (W x H x D, mm)	179 x 63 x 238	179 x 63 x 238	179 x 63 x 274	208.5 x 75 x 283	208.5 x 75 x 303
Weight (kg)	1.6	1.7	1.9	3.1	4
6-stage charging characteristics	●	●	●	●	●
Overload/short-circuit protection	●	●	●	●	●
Can be used as mains supply unit	–	–	–	–	–
Sleep mode	Using the remote control or dip switch on the device				
Battery types	Lead-acid batteries (liquid, gel, AGM)				
Type of protection	equivalent to IP 21				
/ Optional extras					
Temperature sensor MCA-TS1	9600000099	9600000099	9600000099	9600000099	9600000099
Remote control MCA-RC1	9600000100	9600000100	9600000100	9600000100	9600000100
Controller MPC 01	9102500073	9102500073	9102500073	9102500073	9102500073
Hella sensor MCA-HS1	9600000101	9600000101	9600000101	9600000101	9600000101

TECHNICAL DATA		
	BC 100	BR 12
BATTERY CARE		
Ref. No.	9600000092	9600000093
Input voltage (V AC)	230 (180 – 253 V)	12
Cut-in voltage (V)	-	> 12.6 ± 0.2
End-of-charging voltage (V DC)	13.8	-
Maximum charging current (A)	1.0	-
Stand-by current (mA)	-	< 0.2
Dimensions (W x H x D, mm)	70 x 100 x 60	100 x 67 x 25
Weight (approx. kg)	0.45	0.12

			
MCA 2415	MCA 2425	MCA 2440	IU 812
9600000033	9600000034	9600000035	9600000037
9600000184	9600000185	9600000186	
2	3	3	1
	90 – 260		230 (180 – 253)
	50 – 60		50 – 60
	28.8 / 29.4		14.4
	27.6		13.6
40 – 170	75 – 300	100 – 400	–
–	–	–	100
	8		–
	92		–
12.5	25	40	8
–	–	–	IU0U with limit time of the IU0 phase
	–20 to +50		0 to +50
179 x 63 x 238	208.5 x 75 x 283	208.5 x 75 x 303	120 x 70 x 200
1.6	2.9	3.9	0.9
●	●	●	–
●	●	●	●
–	–	–	●
Using the remote control or dip switch on the device			–
Lead-acid batteries (liquid, gel, AGM)			–
equivalent to IP 21			–
9600000099	9600000099	9600000099	–
9600000100	9600000100	9600000100	–
–	–	–	–
–	–	–	–

TECHNICAL DATA								
DC CHARGING CONVERTERS	DCC 1212-10	DCC 1212-20	DCC 1212-40	DCC 2412-20	DCC 2412-40	DCC 1224-10	DCC 1224-20	DCC 2424-10
Ref. No.	9600003753	9600003754	9600003755	9600003750	9600003751	9600003748	9600003749	9600003752
Input voltage (V)	12 (8 – 16)	12 (8 – 16)	12 (8 – 16)	24 (16 – 32)	24 (16 – 32)	12 (8 – 16)	12 (8 – 16)	24 (16 – 32)
Output voltage (V)	12 (13.2 – 14.7)	12 (13.2 – 14.7)	12 (13.2 – 14.7)	12 (13.2 – 14.7)	12 (13.2 – 14.7)	24 (26.4 – 29.4)	24 (26.4 – 29.4)	24 (26.4 – 29.4)
Output voltage shape	3-stage charging characteristic or fixed value							
Charging current (A)	10	20	40	20	40	10	20	10
Battery types	Lead-acid batteries (liquid, gel, AGM) Dometic eStore lithium battery							
Energy efficiency up to (%)	89 %	89 %	89 %	89 %	89 %	89 %	89 %	89 %
Dimensions (W x H x D, mm)	153 x 73 x 180	153 x 73 x 220	153 x 73 x 260	153 x 73 x 220	153 x 73 x 260	153 x 73 x 220	153 x 73 x 260	153 x 73 x 220
Weight (kg)	1.25	1.55	1.85	1.55	1.85	1.55	1.85	1.55
Test mark	e-certified (Automotive EMC Directive)							
/ Optional extras								
Temperature sensor MCA-TS1	9600000099	9600000099	9600000099	9600000099	9600000099	9600000099	9600000099	9600000099

TECHNICAL DATA			
INVERTERS	PP 152 / PP 154	PP 402 / PP 404	PP 602 / PP 604
Ref. No.	9600000016 / 9600000017	9600000018 / 9600000019	9600000020 / 9600000021
Ref. No. UK	9600000325 / 9600000326	9600000327 / 9600000328	9600000329 / 9600000330
Input voltage (V DC)	12 (11 – 15) / 24 (22 – 30)		
Output voltage/curve (V AC)	230 / modified sine wave 		
Output frequency (Hz)	50	50	50
No-load input current (A)	0.25	0.25	0.25
Continuous power (W)	150	350	550
Peak output (W)	350	700	1100
Cooling	Fan, temperature and power controlled		
Energy efficiency up to (%)	90	90	90
Mains priority circuit	–	–	–
Dimensions (W x H x D, mm)	129 x 71 x 177	129 x 71 x 192	129 x 71 x 237
Weight (approx. kg)	0.84	0.99	1.4
Test marks	e-certified (Automotive EMC Directive)		
Type of protection	Equivalent to IP 21		
/ Optional extras			
DC connection cable	–	–	–
Standard remote control MCR-9	–	–	–

3.29 / Dometic PocketPower Smart inverter

**PP1002 / PP1004****PP2002 / PP2004****SI102**

9600000022 / 9600000023

9600000024 / 9600000025



9600000036

96000000246 / 96000000247

96000000248 / 96000000249

12 (11 – 15) / 24 (22 – 30)

12 (11 – 15)

230 / modified sine wave 230 / modified sine wave 

50

50

50

< 0.8

< 1.5

–

1000

2000

100

2000

4000

200

Fan, temperature and power controlled

85

85

90

•

•

–

176 x 95 x 338

176 x 95 x 443

67 x 43 x 125

3.5

5

0.28

e-certified (Automotive EMC Directive)

e-certified (Automotive EMC Directive)

Equivalent to IP 21

–

9600000270






9600000270


–








9600000091

9600000091

–

TECHNICAL DATA				
SINE WAVE INVERTERS	DSP 212 / DSP 224	DSP 412 / DSP 424	DSP 612 / DSP 624	DSP 1012 / DSP 1024
Ref. No.	9600002603 / 9600002540	9600002541 / 9600002542	9600002543 / 9600002544	9600002545 / 9600002546
Ref. No. UK	9600003593 / 9600003594	9600003595 / 9600003596	9600003597 / 9600003598	9600003599 / 9600003600
Input voltage (V DC)	12 (10 – 16,5 V) / 24 (20 – 33 V)			
Output voltage (V AC) / shape	230 / pure sine wave 			
Output frequency (Hz)	50	50	50	50
No-load current input (A)	0.6 / 0.4	0.6 / 0.4	1.1 / 0.6	1.1 / 0.6
Standby current consumption (A)	–	–	0.3 / 0.2	0.35 / 0.2
Continuous output (W)	150	350	600	1000
Peak power (W)	300	700	1200	2000
Energy efficiency up to (%)	90	90	90	90
Dimensions (W x H x D, mm)	127 x 52 x 210	127 x 52 x 210	230 x 80 x 262	230 x 80 x 282
Weight (kg, approx.)	1.1	1.2	2.8	3.1
Integrated mains priority circuit with voltage synchronisation	–	–	–	–
Test mark	e-certified (Automotive EMC Directive)			
Type of protection	equivalent to IP 21			
/ Optional extras				
DC connection cable	Scope of delivery	Scope of delivery	9600000268	9600000268
Standard remote control DSP-RCT	–	–	Scope of delivery	Scope of delivery
Convenience remote control DSP-EM	–	–	–	–
Mains priority circuit VS-230	–	–	9600000324	9600000324

TECHNICAL DATA	
INTELLIGENT BATTERY MANAGEMENT SYSTEM	MPC 01
Ref. No.	9102500073
Dimensions incl. knob (W x H x D, mm)	145 x 122 x 24,5
Input voltage (V DC)	8 – 16
Current consumption	150 mA in display mode, 10 mA in standby mode

					
DSP 1512 / DSP 1524	DSP 2012 / DSP 2024	DSP 1312T / DSP 1324T	DSP 1812T / DSP 1824T	DSP 2312T / DSP 2324T	DSP 3512T / DSP 3524T
9600002547 / 9600002548	9600002549 / 9600002550	9600002551 / 9600002552	9600002553 / 9600002554	9600002555 / 9600002556	9600002557 / 9600002558
9600003601 / 9600003602	9600003603 / 9600003604	9600005002 / 9600005003	9600005004 / 9600005005	9600005006 / 9600005007	9600005008 / 9600005009
12 (10 – 16,5 V) / 24 (20 – 33 V)		12 (10,5 – 16 V) 24 (21 – 32 V)			
230 / pure sine wave 					
50	50	50 / 60	50 / 60	50 / 60	50 / 60
1.5 / 0.8	1.8 / 0.9	2.5 / 1.3	2.5 / 1.3	2.8 / 1.4	3.6 / 1.8
0.4 / 0.25	0.5 / 0.3	0.2 / 0.1	0.2 / 0.1	0.2 / 0.15	0.2 / 0.15
1500	2000	1300*	1800*	2300*	3500*
3000	4000	2400	3200	4000	6000
90	90	90	92	92	92
272 x 97 x 382	272 x 97 x 402	284 x 118 x 405	284 x 118 x 405	284 x 118 x 481	283 x 128.4 x 496
4.9	5.2	4.8	6.1	6.6	10.9
–	–	●	●	●	●
e-certified (Automotive EMC Directive)					
equivalent to IP 21					
12 V: 9102700003 24 V: 9600000268	12 V: 9600000269 24 V: 9600000268	9600000268	12 V: 9102700003 24 V: 9600000268	12 V: 9600000269 24 V: 9600000268	12 V: on request 24 V: 9600000268
Scope of delivery	Scope of delivery	9600002564	9600002564	9600002564	9600002564
–	–	9600002565	9600002565	9600002565	9600002565
9600000324	9600000324	–	–	–	–

* 10 minutes continuous power, unlimited permanent power: 50 % peak power

FAX ORDER

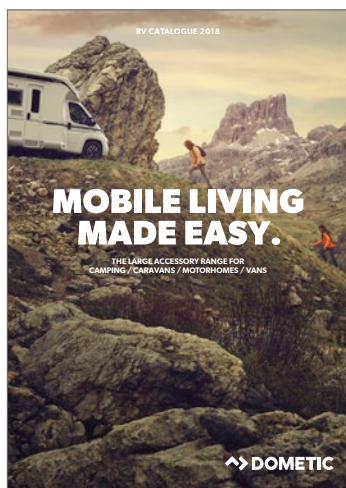
Simply copy the form – fill it in – and fax it back to us.

Address

Sender details/stamp

FANCY MORE ...? REQUEST OUR CATALOGUES!

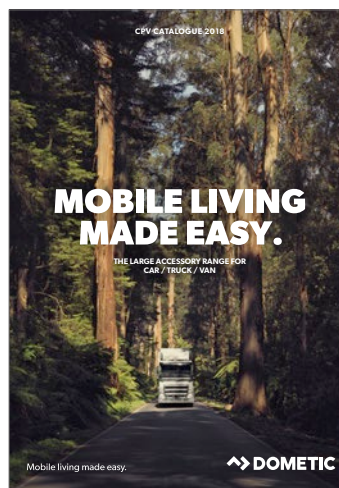
2018



THE LARGE ACCESSORY RANGE FOR CAMPING / CARAVANS / MOTORHOMES / VANS

The comprehensive specialist catalogue for camping and leisure.

A comprehensive range of products – mobile refrigeration, air conditioning, electronics, reversing video systems, vehicle accessories, windows, awnings, kitchen and sanitation equipment.



THE LARGE ACCESSORY RANGE FOR CAR / TRUCK / VAN

Safety and comfort accessories for cars, trucks and vans. From parking aids to reversing video systems and battery care products. Plus a wide choice of portable coolers for work and leisure time.

OUR CATALOGUES ARE ALSO AVAILABLE ON THE INTERNET AT: DOMETIC.COM

SERVICE

INTERNET + MAIL

dometic.com

info@dometic-waeco.com

MY DOMETIC PARTNER

You can find "your" Dometic dealer really easily using the search function on our website: dometic.com



Dometic is a global company that makes mobile living easy – by providing great solutions to satisfy people's essential needs when they are on the move. Like cooking, taking care of personal hygiene and maintaining a pleasant temperature. We offer smart and reliable products with outstanding design.



AUSTRALIA

DOMETIC AUSTRALIA PTY. LTD.

1 John Duncan Court
Varsity Lakes QLD 4227
Tel +61 7 55076000
Fax +61 7 55076001
Mail sales@dometic-waeco.com.au

AUSTRIA

DOMETIC AUSTRIA GMBH

Neudorferstrasse 108
A-2353 Guntramsdorf
Tel +43 2236 908070
Fax +43 2236 90807060
Mail info@dometic.at

BELGIUM

DOMETIC BRANCH OFFICE BELGIUM

Zinkstraat 13
B-1500 Halle
Tel +32 2 3598040
Fax +32 2 3598050
Mail info@dometic.be

BRAZIL

DOMETIC DO BRASIL LTDA

Avenida Paulista 1754, conj. 111
SP 01310-920 Sao Paulo
Tel +55 11 3251 3352
Fax +55 11 3251 3362
Mail info@dometic.com.br

DENMARK

DOMETIC DENMARK A/S

Nordensvej 15, Taulov
DK-7000 Fredericia
Tel +45 75585966
Fax +45 75586307
Mail info@dometic.dk

FINLAND

DOMETIC FINLAND OY

Mestarintie 4
FIN-01730 Vantaa
Tel +358 20 7413220
Fax +358 9 7593700
Mail info@dometic.fi

FRANCE

DOMETIC SAS

ZA du Pré de la Dame Jeanne
B.P. 5
F-60128 Plailly
Tel +33 3 44633525
Fax +33 3 44633518
Mail marine@dometic.fr

GERMANY

DOMETIC WAECO INTERNATIONAL GMBH

Hollefeldstraße 63
D-48282 Emsdetten
Tel +49 (0) 2572 879-0
Fax +49 (0) 2572 879-300
Mail info@dometic-waeco.de

HONG KONG

DOMETIC GROUP ASIA PACIFIC

Suites 2207-11, 22/F, Tower 1
The Gateway, 25 Canton Road
Tsim Sha Tsui, Kowloon
Tel +852 2 4611386
Fax +852 2 4665553
Mail info@waeco.com.hk

HUNGARY

DOMETIC ZRT. SALES OFFICE

H-1147 Budapest
Kerékgyártó u. 5.
Tel +36 1 468 4400
Fax +36 1 468 4401
Mail budapest@dometic.hu

ITALY

DOMETIC ITALY S.R.L.

Via Virgilio, 3
I-47122 Forlì (FC)
Tel +39 0543 754901
Fax +39 0543 754983
Mail vendite@dometic.it

JAPAN

DOMETIC KK

Maekawa-Shibaura, Bldg. 2
2-13-9 Shibaura Minato-ku
Tokyo 108-0023
Tel +81 3 5445 3333
Fax +81 3 5445 3339
Mail info@dometic.jp

MEXICO

DOMETIC MX, S. DE R. L. DE C. V.

Circuito Médicos No. 6 Local 1
Colonia Ciudad Satélite
CP 53100 Naucalpan de Juárez
Estado de México
Tel +52 55 5374 4108
Fax +52 55 5393 4683
Mail info@dometic.com.mx

NETHERLANDS

DOMETIC BENELUX B.V.

Ecustraet 3
NL-4879 NP Etten-Leur
Tel +31 76 5029000
Fax +31 76 5029019
Mail info@dometic.nl

NEW ZEALAND

DOMETIC NEW ZEALAND LTD.

P.O. Box 12011
Penrose
Auckland 1642
Tel +64 9 622 1490
Fax +64 9 622 1573
Mail customerservices@dometic.co.nz

NORWAY

DOMETIC NORWAY AS

Østerøyveien 46
N-3236 Sandefjord
Tel +47 33428450
Fax +47 33428459
Mail firmapost@dometic.no

POLAND

DOMETIC POLAND SP. Z O.O

ul. Puławska 435A
PL-02-801 Warszawa
Tel +48 22 414 3200
Fax +48 22 414 3201
Mail info@dometic.pl

PORTUGAL

DOMETIC SPAIN, S.L.

Branch Office em Portugal
Rot. de São Gonçalo nº 1– Esc. 12
2775-399 Carcavelos
Tel +351 219 244 173
Fax +351 219 243 206
Mail info@dometic.pt

RUSSIA

DOMETIC RUS LLC

Komsomolskaya square 6 – 1
RU-107140 Moscow
Tel +7 495 780 79 39
Fax +7 495 916 56 53
Mail info@dometic.ru

SINGAPORE

DOMETIC PTE LTD

18 Boon Lay Way
06-141 Trade Hub 21
Singapore 609966
Tel +65 6795 3177
Fax +65 6862 6620
Mail dometic.sg@dometic.com

SLOVAKIA & CZECH REPUBLIC

DOMETIC SLOVAKIA S.R.O.

Sales Office Bratislava
Nádražná 34/A
900 28 Ivánka pri Dunaji
Tel +421 2 45 529 680
Fax +421 2 45 529 680
Mail bratislava@dometic.com

SOUTH AFRICA

DOMETIC (PTY) LTD.

Regional Office South Africa &
Sub-Saharan Africa
2 Avalon Road, West Lake View
Ext 11, Modderfontein 1645
Tel +27 87 3530380
Mail info@dometic.co.za

SPAIN

DOMETIC SPAIN S.L.

Avda. Sierra del Guadarrama, 16
E-28691 Villanueva de la Cañada
Madrid
Tel +34 918 336 089
Fax +34 900 100 245
Mail info@dometic.es

SWEDEN

DOMETIC SCANDINAVIA AB

Gustaf Melins gata 7
SE-421 31 Västra Frölunda
Tel +46 31 7341100
Fax +46 31 7341101
Mail info@dometic.se

SWITZERLAND

DOMETIC SWITZERLAND AG

Riedackerstrasse 7a
CH-8153 Rümlang
Tel +41 44 8187171
Fax +41 44 8187191
Mail info@dometic.ch

UNITED ARAB EMIRATES

DOMETIC MIDDLE EAST FZCO

P.O. Box 17860
S-D 6, Jebel Ali Freezone
Dubai
Tel +971 4 883 3858
Fax +971 4 883 3868
Mail info@dometic.ae

UNITED KINGDOM

DOMETIC UK LTD.

Dometic House, The Brewery,
Blandford St. Mary
Dorset DT11 9LS
Tel +44 344 626 0133
Fax +44 344 626 0143
Mail info@dometic.co.uk

USA

DOMETIC MARINE DIVISION

2000 N. Andrews Ave. Ext.
Pompano Beach, FL 33069
Tel +1 954-973-2477
Fax +1 954-979-4414
Mail marinesales@dometicus.com