

ROLLERBLIND Manual

Order Form and Product Guide

Customer _____
Address _____

Tel _____
Mobile _____
Email _____

Order _____
Quote _____
Date _____
Project Name _____
Project Location _____

ID	Location	Dimension ¹	Blind type ⁴	Fixing	Fabric	Loop Control	Restraint options	Hem bar profile ⁸	Hardware colour ⁹	Qty
		Blind Width (X) _____ mm Recess ² Drop (Y) _____ mm Install height ³ _____ mm	Brackets only Aluminium bracket (silver anodised) Steel with plastic cover Mounting profile Aluminium bracket (silver anodised) Valance Cassette	Top Face	Code ⁵ _____ Or Custom <small>Please fill in Custom Fabric table below</small> Direction ⁶ off roller Front Back Fabric face Inside Outside	Type: Chain Cord: White Black Grey Position: Left Right Loop Tidy Chrome Black insert White insert Nickel Black insert White insert	Free Hanging Guide Wire: Dome Chrome Nickel Flush Chrome Nickel Black Extended ⁷ Grey	Small Large Covered Oval Pocketed Large Round Large Large Covered Small Oval Round	White Black Grey Or Custom <small>Please fill in Custom hardware colours below</small>	
		Blind Width (X) _____ mm Recess ² Drop (Y) _____ mm Install height ³ _____ mm	Brackets only Aluminium bracket (silver anodised) Steel with plastic cover Mounting profile Aluminium bracket (silver anodised) Valance Cassette	Top Face	Code ⁵ _____ Or Custom <small>Please fill in Custom Fabric table below</small> Direction ⁶ off roller Front Back Fabric face Inside Outside	Type: Chain Cord: White Black Grey Position: Left Right Loop Tidy Chrome Black insert White insert Nickel Black insert White insert	Free Hanging Guide Wire: Dome Chrome Nickel Flush Chrome Nickel Black Extended ⁷ Grey	Small Large Covered Oval Pocketed Large Round Large Large Covered Small Oval Round	White Black Grey Or Custom <small>Please fill in Custom hardware colours below</small>	

Please refer to notes on page 2 when filling in the order form

CUSTOM OPTIONS If any custom option is selected please use another form for additional blinds.

<p>Custom Fabric</p> <p>Code / name _____ / _____</p> <p>Thickness / width _____ / _____</p> <p>Price per sqm _____</p> <p>Supplier: _____ Phone _____</p> <p>Supply minimum of 1 m² of each fabric for suitability check</p>	<p>Hem bar Profile</p> <p>The standard pocketed hem bar is bonded, alternatively it can be stitched if preferred, tick box if required.</p> <p>Hardware colours</p> <table border="1"> <thead> <tr> <th>Cassette or Valance</th> <th>Insert or cover</th> <th>Hem bar</th> <th>Hem bar end cap</th> </tr> </thead> <tbody> <tr> <td>Grey</td> <td>Grey</td> <td>Grey</td> <td>Grey</td> </tr> <tr> <td>White</td> <td>White</td> <td>White</td> <td>White</td> </tr> <tr> <td>Black</td> <td>Black</td> <td>Black</td> <td>Black</td> </tr> <tr> <td>RAL No. _____</td> <td></td> <td>RAL No. _____</td> <td></td> </tr> <tr> <td>Enter RAL Ref No. below _____</td> <td></td> <td>Enter RAL Ref No. below _____</td> <td></td> </tr> </tbody> </table>	Cassette or Valance	Insert or cover	Hem bar	Hem bar end cap	Grey	Grey	Grey	Grey	White	White	White	White	Black	Black	Black	Black	RAL No. _____		RAL No. _____		Enter RAL Ref No. below _____		Enter RAL Ref No. below _____	
Cassette or Valance	Insert or cover	Hem bar	Hem bar end cap																						
Grey	Grey	Grey	Grey																						
White	White	White	White																						
Black	Black	Black	Black																						
RAL No. _____		RAL No. _____																							
Enter RAL Ref No. below _____		Enter RAL Ref No. below _____																							
<p>Similar roller tube size for various blinds.</p> <p>When constructing a quote, it may be possible to use similar roller tube sizes.</p> <p>Please tick box if you wish us to consider this feature</p> <p>Note: The ability to achieve this is subject to the variation of blind sizes on your quote & types of drive etc</p>																									



ROLLERBLIND Manual

Order Form and Product Guide

Notes

- Maximum width (X) 3500 mm [137 13/16"], maximum drop (Y) 3000 mm [118 1/8"], see Blind / Fabric limits below.
- When recess is specified 4 mm [3/16"] is deducted from the width.
- Installation height required for loop operated blinds. EN13120 Standards demand the distance from the floor to the bottom of the pull cord(s) shall be at least 1500 mm [59 1/16"].
- See page 3 for Blind types.
- Please see [available fabrics online](#) for more details.
- It is recommended that the blind comes off the front of the roller for residential use and off the back for marine use.
- Extended guide wire system only suitable for use with valance or cassette and with fabric off the front of the roller.

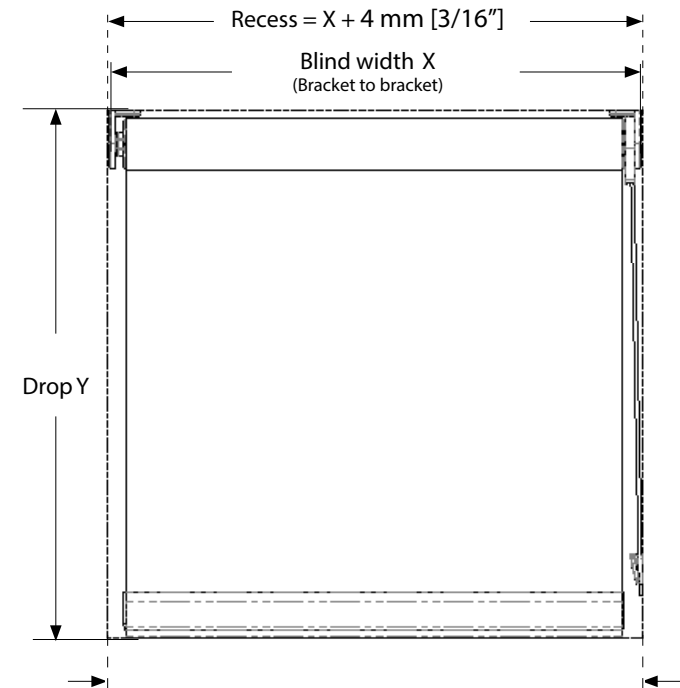
- Hem bars:
 - Covered hem bar has a small painted area visible on back face.
 - A black brush strip is fitted to large hem bars, not available on round or covered hem bars.
- Hardware Colours:
 - Brackets are cast satin chrome and mounting profile is anodised aluminium.
 - Bracket covers, inserts, and hem bar end caps are available in grey, white or black.
 - Hem bars, Cassettes and Valances are available in anodised grey (excluding Large hem bar), white or black.
 - For custom hardware colour combinations please fill in custom hardware colours section.

Blind /Fabric Limits

■ Available
 ■ Not available
 ■ Technical Fabric issues, contact Oceanair.

Size up to	X ⇄	149 mm [5 7/8"]	299 mm [11 3/4"]	399 mm [15 5/8"]	499 mm [19 5/8"]	599 mm [23 9/16"]	699 mm [27 1/2"]	799 mm [31 7/16"]	899 mm [35 3/8"]	1000 mm [39 3/8"]	1099 mm [43 1/4"]	1199 mm [47 2/16"]	1299 mm [51 1/8"]	1399 mm [55 1/16"]	1500 mm [59 1/16"]	1599 mm [62 15/16"]	1699 mm [66 7/8"]	1799 mm [70 13/16"]	1899 mm [74 3/4"]	2000 mm [78 3/4"]	2099 mm [82 5/8"]	2199 mm [86 9/16"]	2299 mm [90 2/4"]	2399 mm [94 7/16"]	2500 mm [98 7/16"]	2599 mm [102 5/16"]	2699 mm [106 1/4"]	2799 mm [110 3/16"]	2899 mm [114 1/8"]	3000 mm [118 1/8"]	3099 mm [122 7/16"]	3199 mm [125 15/16"]	3299 mm [129 5/8"]	3399 mm [133 13/16"]	3500 mm [137 13/16"]			
399 mm [15 11/16"]		Not available																																				
499 mm [19 5/8"]		Not available																																				
599 mm [23 9/16"]		Not available																																				
699 mm [27 1/2"]		Not available																																				
799 mm [31 7/16"]		Not available																																				
899 mm [35 3/8"]		Not available																																				
1000 mm [39 3/8"]		Not available																																				
1099 mm [43 1/4"]		Not available																																				
1200 mm [47 1/4"]		Not available																																				
1299 mm [51 1/8"]		Not available																																				
1399 mm [55 1/16"]		Not available																																				
1499 mm [59"]		Not available																																				
1599 mm [62 15/16"]		Not available																																				
1700 mm [66 15/16"]		Not available																																				
1799 mm [70 13/16"]		Not available																																				
1899 mm [74 3/4"]		Not available																																				
1999 mm [78 11/16"]		Not available																																				
2100 mm [82 11/16"]		Not available																																				
2199 mm [86 9/16"]		Not available																																				
2299 mm [90 1/2"]		Not available																																				
2399 mm [94 7/16"]		Not available																																				
2500 mm [98 7/16"]		Not available																																				
2599 mm [102 5/16"]		Not available																																				
2699 mm [106 1/4"]		Not available																																				
2799 mm [110 3/16"]		Not available																																				
2899 mm [114 1/8"]		Not available																																				
3000 mm [118 1/8"]		Not available																																				

Refer to the Oceanair fabric collection - Roller section for details



Idler side light gap	Control side light gap
Free Hanging 10 mm [3/8"] to 24 mm [15/16"]	Free Hanging 17 mm [3/8"] to 25 mm [1"]
Guide Wire 16 mm [1/2"] to 23 mm [1"]	Guide Wire 20 mm [13/16"] to 25 mm [1"]

Light gap is dependant on blind type, size and fabric weight, contact Oceanair for more details.

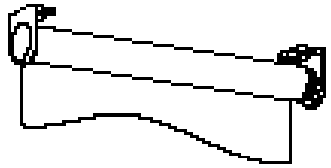


ROLLERBLIND Manual

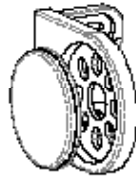
Order Form and Product Guide

Blind types

Brackets only



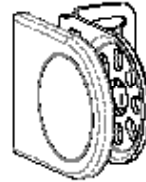
Bracket



Insert

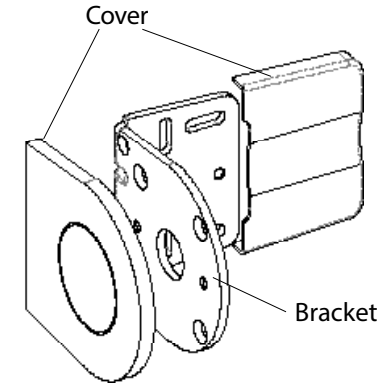
Cast satin chrome with insert
Max X 3000 mm [118 1/8"]

Bracket



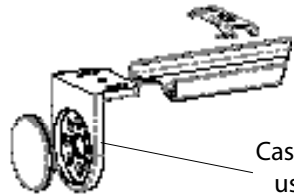
Cover

Steel with cover
Max X 3000 mm [118 1/8"]



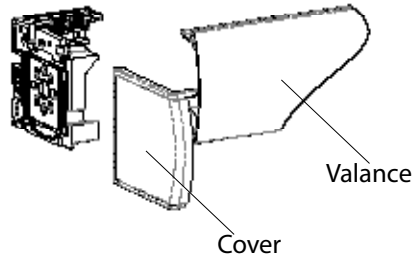

Heavy duty steel with plastic covers
Default where X >3000 mm [118 1/8"]

Mounting profile



Cast satin chrome with insert
used for mounting profile

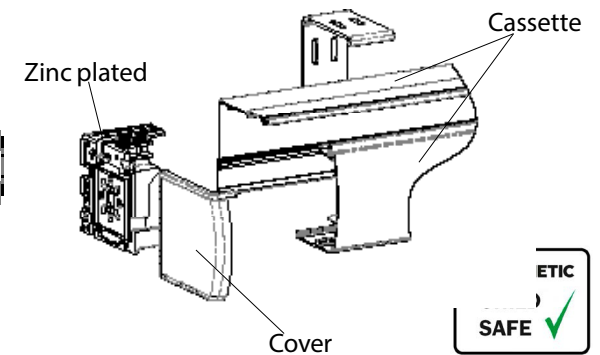

Valance



Cover

Valance

Cassette



Zinc plated

Cover

Cassette

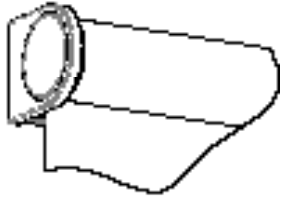


ROLLERBLIND Manual

Order Form and Product Guide

Mounting options & Fabric direction

Face fix



Fabric off the back

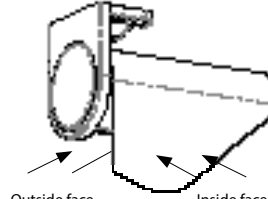


Fabric off the front

Top fix




Fabric off the back

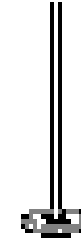


Fabric off the front

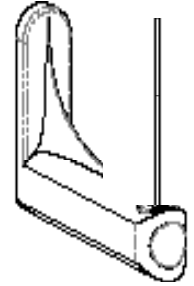
Hold down options



Dome



Flush mounted



Extended

Hem bar options

	Large	Large Covered	Oval	Pocketed	Round	Small
Free hanging						
With guide wires				Not Available		

* If small hem bar is used fabric seam above hem bar may be visible through sheer fabric

Looptidy

