

ROLLERBLIND Precision

Order Form and Product Guide

Customer _____ Tel _____ Order _____ Quote _____ Date _____
 Address _____ Mobile _____ Project name _____
 _____ Email _____ Project location _____

ID	Location	Dimension ¹	Blind type	Fixing	Fabric ³	Restraint options	Hem bar profile	Hardware colour ⁵	Qty
		Blind Recess ² Width (X) _____ mm Drop (Y) _____ mm	Brackets only Aluminium bracket (silver anodised) Steel with plastic cover Mounting profile Aluminium bracket (silver anodised) Valance Cassette	Top Face	Code ³ _____ Direction ⁴ off roller Front Back Fabric face Inside Outside	Free Hanging Guide Wire : Chrome dome Nickel dome Chrome flush Black flush Nickel flush	Small Large Large Covered Round Oval Weighted Hem Bar (If free Hanging)	White Black Grey OR Custom <small>Please fill in custom hardware colours below</small>	
		Blind Recess ² Width (X) _____ mm Drop (Y) _____ mm	Brackets only Aluminium bracket (silver anodised) Steel with plastic cover Mounting profile Aluminium bracket (silver anodised) Valance Cassette	Top Face	Code ³ _____ Direction ⁴ off roller Front Back Fabric face Inside Outside	Free Hanging Guide Wire : Chrome dome Nickel dome Chrome flush Black flush Nickel flush	Small Large Large Covered Round Oval Weighted Hem Bar (If free Hanging)	White Black Grey OR Custom <small>Please fill in custom hardware colours below</small>	

Notes

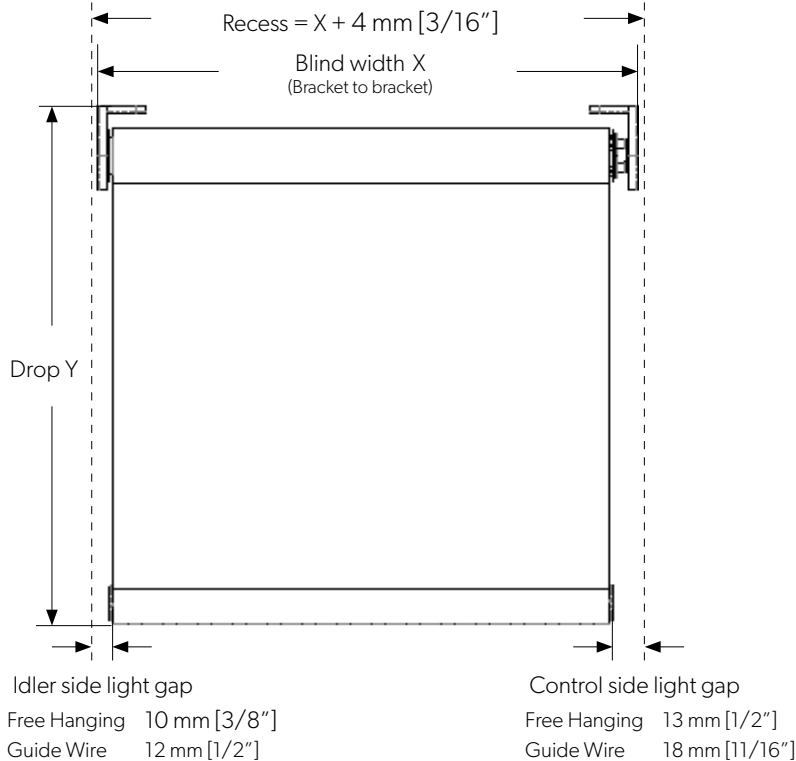
- Maximum width (X) 2500 mm [98 7/16"], maximum drop (Y) 2100 mm [82 11/16"]
- When recess is specified 4 mm [3/16"] is deducted from the width.
- See "Available fabrics" on page two.
- It is recommended that the blind comes off the front of the roller for residential use and off the back for marine use.
- Hardware Colours:
 - Brackets are cast satin chrome and mounting profile is anodised aluminium.
 - Bracket covers, inserts, and hem bar end caps are available in grey, white or black.
 - Hem bars, Cassettes and Valances are available in anodised grey (excluding Large hem bar), white or black.
 - For custom hardware colour combinations please fill in custom hardware colours section.
- Precision blinds are supplied with a 40 mm [1 9/16"] outside diameter tube, take note when fitting with other blinds in the same vicinity.

Custom hardware colours

Cassette or Valance	Insert or cover	Hem bar <small>(Large Hem bar not available in anodised grey)</small>	Hem bar end cap
Grey	Grey	Grey	Grey
White	White	White	White
Black	Black	Black	Black
RAL No. <small>Enter RAL Ref No. below</small> _____		RAL No. <small>Enter RAL Ref No. below</small> _____	

Only one custom hardware selection per order form, please fill out additional order forms for other blinds.





Available fabrics

Blackout Fabrics

Opacity White	RB-OWH
White Aspen	RB-WAS
Flock White	FLK-W
Flock Sahel	FLK-SAH
Eggshell	RB-EGG
Opacity Taupe	RB-OTA
Opacity Silver	RB-OSI
Iron Aspen	RB-IAS
Opacity Slate	IMA-SLT

Privacy Fabrics

Avalance	RP2
Fine Ivory	RP-FIV
Vista White	RP-VWH
Haven White	RP-HWH
Parchment	RP-PAR
Bronze Luster	RP-BLU
Vista Silver	RP-VSI
Haven Grey	RP-HGR
Haven Smoke	RP-HSM

Sheer Fabrics

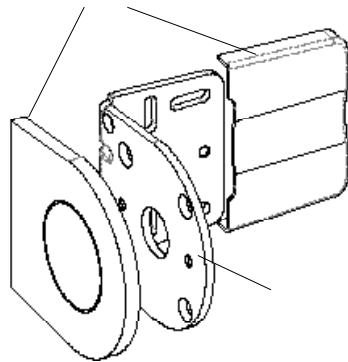
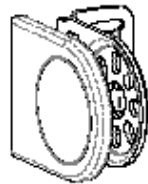
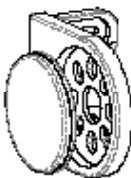
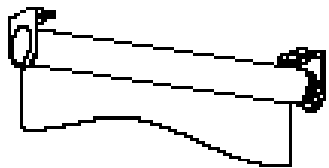
Subtle White	RS5
Arctic White	ARC-W
Winter	RS-WIN
Vision Clay	RS-VCL
Birch	RS-BIR
Vision Taupe	RS-VTA
Silver Veil	RS-SVE
Silver Birch	RS-BIR
Soft Charcoal	RS-SCH



ROLLERBLIND Precision

Blind types

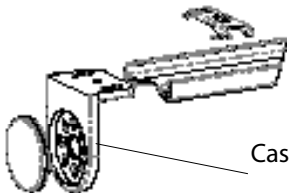
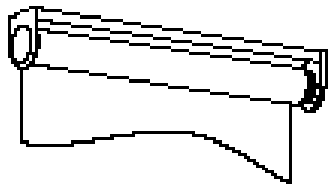
Order Form and Product Guide



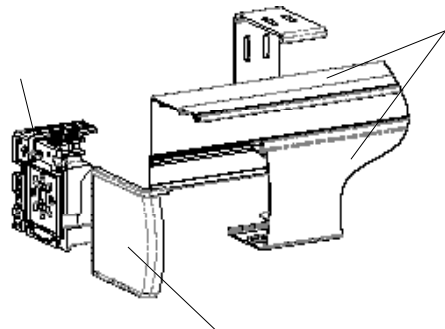

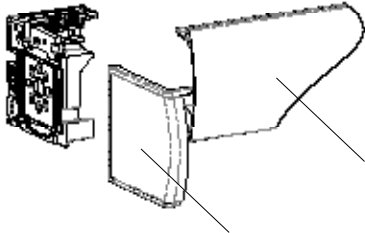

Cast satin chrome with insert

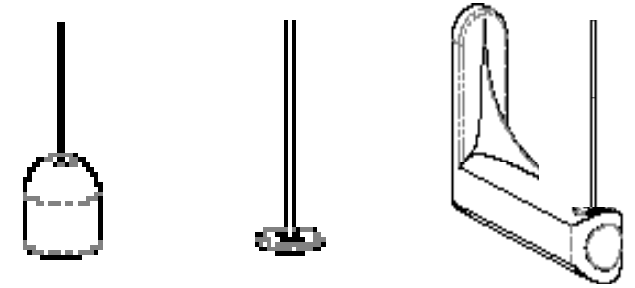
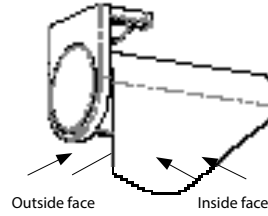
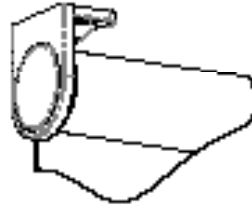
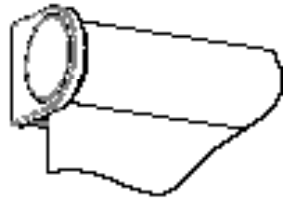
Steel with cover

Heavy duty steel with plastic covers
Default where X > 3000 mm [118 1/8"]

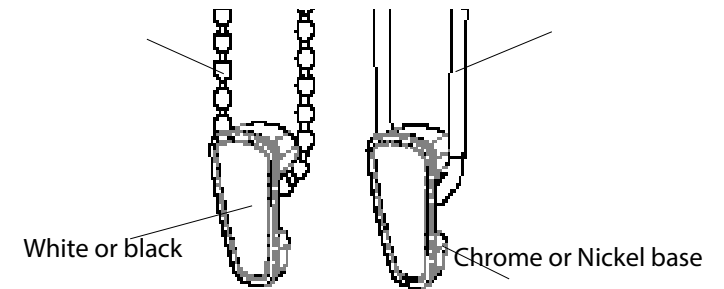


Cast satin chrome with insert





	Large	Large Covered	Oval	Pocketed	Round	Small
Free hanging						
With guide wires				Not Available		



* If small hem bar is used fabric seam above hem bar may be visible through sheer fabric