SKYSOL2 Classic or Honeycomb Rectangle

Order Form and Product Guide

Customer _____ Tel _____ Order ☐ Quote ☐ Date _____

Address _____ Mobile _____ Project Name _____

_____ Email _____ Project Location _____

Disclaimer: **Are any of the blinds on this order to be installed where children under 42 months old are likely to be allowed? [2] Yes ☐ No ☐ Signed _____ Print _____**

1	2	3	4	5	6	7	8	9	10	11		12	13	14	15
Blind	Window Location	Fabric	Blind or Recess	Dims [1]	Hardware Colour	Blind Type	2 Bar or 3 Bar	3 Bar Cord Quick Tensioners [3]	Stack Position	Fixing Position / Reference [4, 5]		Manual control options: Pull Cord Position	Manual control options: Handle Type	Powered options [7]	Qty
1			Blind ☐ Recess ☐	Width (x) Drop (Y) Installation height [2]	Beige ☐ White ☐ Graphite ☐	AO (0°) ☐ AO-DB(0° - 20°) ☐ AO-DBE(0° - 20°) ☐ AB (0° - 30°) ☐ DB (30° - 60°) ☐ DBE (30° - 60°) ☐ PB (60° - 90°) ☐	**AO 2 Bar only** 2 Bar ☐ 3 Bar ☐	Yes ☐ No ☐ **Manual Blinds only**	**AO Type blinds only** Top ☐ **AB, DB, DBE, PB blinds** Top ☐ Bottom ☐	**Top Of Blind** **Face Fix** **Manual** - HR3 ☐ **Powered** - XL3 ☐ **Recess Fix** **Manual** - HR1 ☐ **Powered** - XL1 ☐	**Bottom of Blind** FR2 ☐ FP3 ☐ CD2 ☐ ND2 ☐ FR1 ☐ FP1 ☐ CD1 ☐ ND2 ☐	**AO Blinds Only** Left ☐ Right ☐ **Metal Cord Cleat** *(With black or white rubber insert)* ***Chrome*** - Black ☐ ***Chrome*** - White ☐ ***Nickel*** - Black ☐ ***Nickel*** - White ☐	**AB, DB, DBE, PB blinds only** Clear (for control rod) ☐ Rod Length (mm) _____ Qty _____ Webbing [6] ☐ Articulating [5] ☐ ***Fixed Handle*** Plastic [5] ☐ *Metal* Nickel ☐ *Metal* Chrome ☐	**Motor Position** Top ☐ Bottom ☐ **Motor Wire exit point** Left ☐ Right ☐ Center ☐ **Control** Switch constant ☐ Switch ☐ Radio ☐	
2			Blind ☐ Recess ☐	Width (x) Drop (Y) Installation height [2]	Beige ☐ White ☐ Graphite ☐	AO (0°) ☐ AO-DB(0° - 20°) ☐ AO-DBE(0° - 20°) ☐ AB (0° - 30°) ☐ DB (30° - 60°) ☐ DBE (30° - 60°) ☐ PB (60° - 90°) ☐	**AO 2 Bar only** 2 Bar ☐ 3 Bar ☐	Yes ☐ No ☐ **Manual Blinds only**	**AO Type blinds only** Top ☐ **AB, DB, DBE, PB blinds** Top ☐ Bottom ☐	**Top Of Blind** **Face Fix** **Manual** - HR3 ☐ **Powered** - XL3 ☐ **Recess Fix** **Manual** - HR1 ☐ **Powered** - XL1 ☐	**Bottom of Blind** FR2 ☐ FP3 ☐ CD2 ☐ ND2 ☐ FR1 ☐ FP1 ☐ CD1 ☐ ND2 ☐	**AO Blinds Only** Left ☐ Right ☐ **Metal Cord Cleat** *(With black or white rubber insert)* ***Chrome*** - Black ☐ ***Chrome*** - White ☐ ***Nickel*** - Black ☐ ***Nickel*** - White ☐	**AB, DB, DBE, PB blinds only** Clear (for control rod) ☐ Rod Length (mm) _____ Qty _____ Webbing [6] ☐ Articulating [5] ☐ ***Fixed Handle*** Plastic [5] ☐ *Metal* Nickel ☐ *Metal* Chrome ☐	**Motor Position** Top ☐ Bottom ☐ **Motor Wire exit point** Left ☐ Right ☐ Center ☐ **Control** Switch constant ☐ Switch ☐ Radio ☐	

1. See adjacent table for "Blind size" Maximums & minimums (recess size = blind size + 10mm)
2. Installation height required for cord operated blinds (AO, AO-DB, AO-DBE). EN13120 Standards demand the distance from the floor to the bottom of the pull cord(s) shall be at least 1500mm [59 1/16"] and a cord collection device (cleat) is fitted at or above this height. We can only supply blinds meeting these conditions unless the above disclaimer is completed and signed.
3. Quick Tensioners are fitted to the guide wires on all 3 bar blinds. Quick Tensioners are optional on cords (for easier tensioning) however there might be some instances where they cannot be fitted, eg space restrictions.
4. See Manual Fixing Configurations on page 2 and Powered Fixing Configurations on page 3
5. Colour matched to Hardware Colour.
6. Webbing handles cannot be fitted to Honeycomb blinds.
7. Please fill in a Powered Accessories Custom Order Form.

	Width (X)		Drop (Y)	
	Min	Max	Min	Max
Manual	106mm [4 3/16"]	2506mm [98 11/16"]	100mm [3 15/16"]	2500mm [98 7/16"]
Powered	306mm [12 1/16"] ***AO Blinds:*** *506mm [19 15/16"]*			

Additional requirements:

DOMETIC CHILD SAFE

DOMETIC

© Dometic UK Blind Systems Ltd 2019

SKYSOL2 Classic or Honeycomb Rectangle

Order Form and Product Guide

Manual Fixing Configurations

Recess Fix

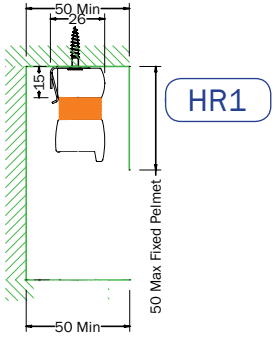

2 BAR RECESS FIXED
BLIND Type:
AO

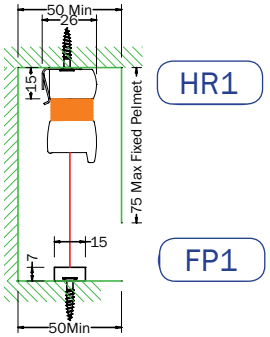

2 BAR FOOTPLATE RECESS FIXED
BLIND Types:
AO-DB, AO-DBE,
AB, DB, DBE, PB

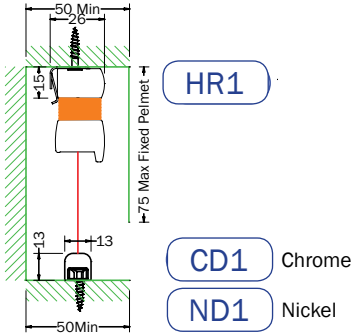

2 BAR DOME RECESS FIXED
BLIND Types:
AO-DB, AO-DBE,
AB, DB, DBE, PB

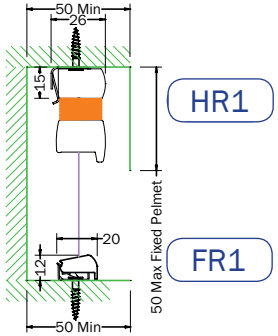

3 BAR RECESS FIXED
BLIND Types:
AO-DB, AO-DBE,
AB, DB, DBE, PB

Face Fix

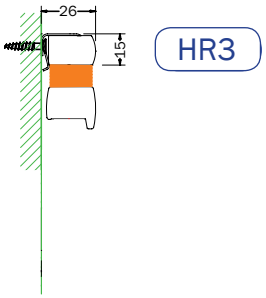

2 BAR FACE FIXED
BLIND Type:
AO

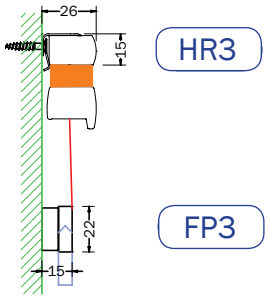

2 BAR FOOTPLATE FACE FIXED
BLIND Types:
AO-DB, AO-DBE,
AB, DB, DBE, PB

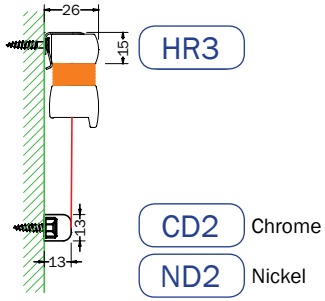

2 BAR DOME FACE FIXED
BLIND Types:
AO-DB, AO-DBE,
AB, DB, DBE, PB

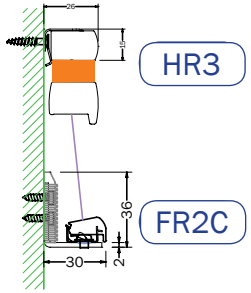

3 BAR FACE FIXED
BLIND Types:
AO-DB, AO-DBE,
AB, DB, DBE, PB

© Dometic UK Blind Systems Ltd 2019

SKYSOL2 Classic or Honeycomb Rectangle

Order Form and Product Guide

Powered Fixing Configurations

Recess Fix

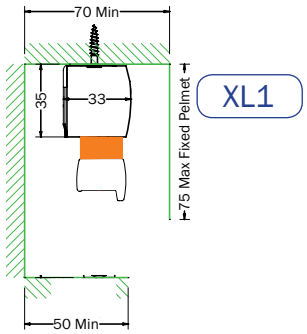

2 BAR RECESS FIXED
BLIND Type:
AO

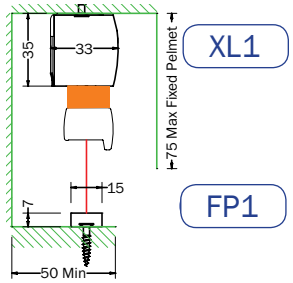

2 BAR FOOTPLATE
RECESS FIXED
BLIND Types:
AO-DB, AO-DBE,

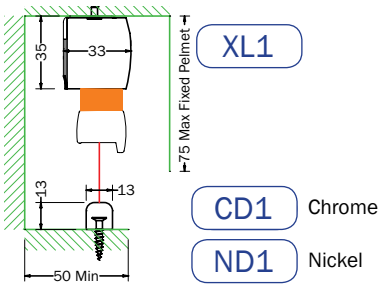

2 BAR DOME RECESS FIXED
BLIND Types:
AO-DB, AO-DBE,

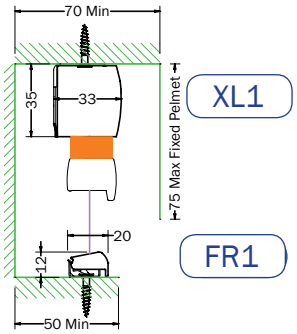

3 BAR RECESS FIXED
BLIND Types:
AO-DB, AO-DBE,
AB, DB, DBE, PB

Face Fix

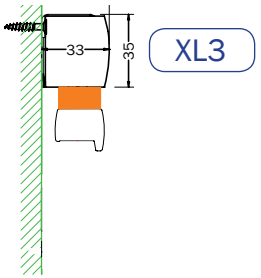

2 BAR FACE FIXED
BLIND Type:
AO

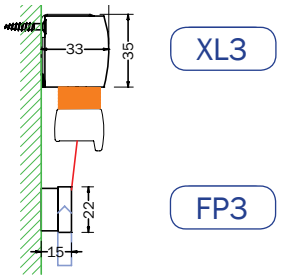

2 BAR FOOTPLATE FACE FIXED
BLIND Types:
AO-DB, AO-DBE,

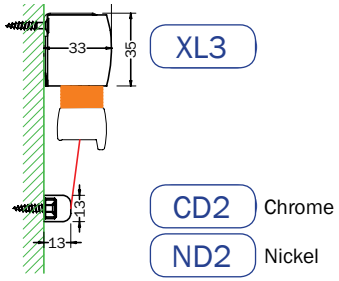

2 BAR DOME FACE FIXED
BLIND Types:
AO-DB, AO-DBE,

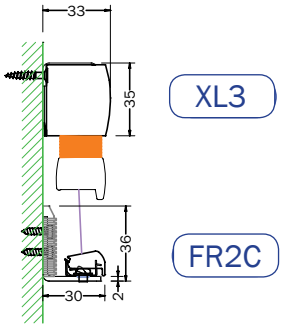

3 Bar FACE FIXED
BLIND Types:
AO-DB, AO-DBE,
AB, DB, DBE, PB

© Dometic UK Blind Systems Ltd 2019