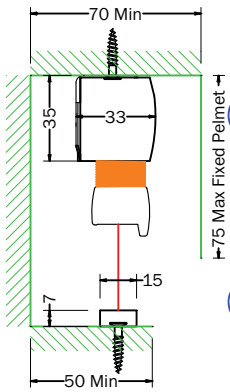


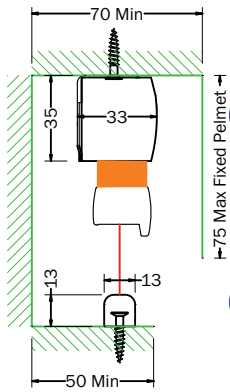
DOMETIC SKYSOL fittingkits



XL1

FP1

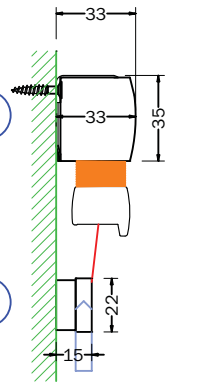
Powered 2 Bar
Footplate
Recess Fixed
(A0 Types only)



XL1

CD1

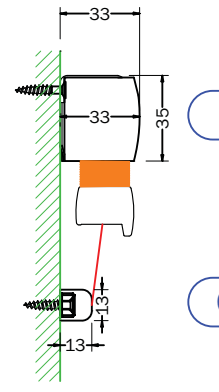
Powered 2 Bar
Chrome Dome
Recess Fixed
(A0 Types only)



XL3

FP3

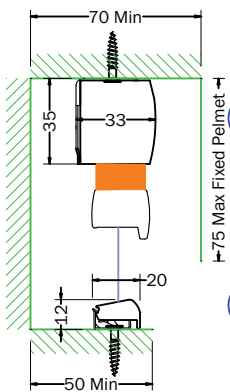
Powered 2 Bar
Footplate
Face Fixed
(A0 Types only)



XL3

CD2

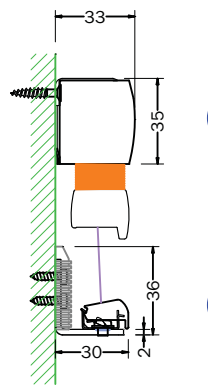
Powered 2 Bar
Chrome Dome
Face Fixed
(A0 Types only)



XL1

FR1

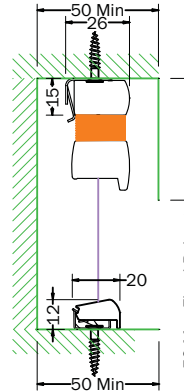
Powered 3 Bar
Recess Fixed
(All Types)



XL3

FR2C

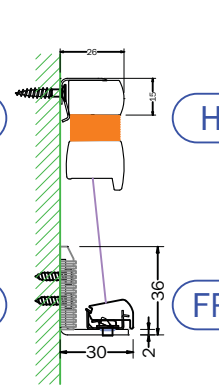
Powered 3 Bar
Face Fixed
(All Types)



HR1

FR1

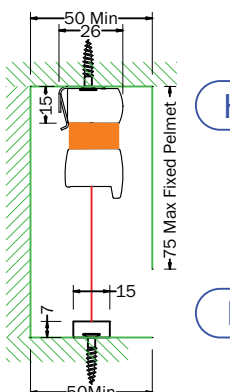
Manual 3 Bar
Recess Fixed
(All Types)



HR3

FR2C

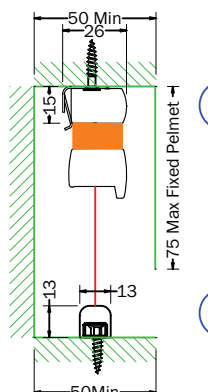
Manual 3 Bar
Face Fixed
(All Types)



HR1

FP1

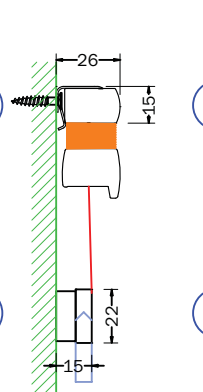
Manual 2 Bar
Footplate
Recess Fixed
(All Types)



HR1

CD1

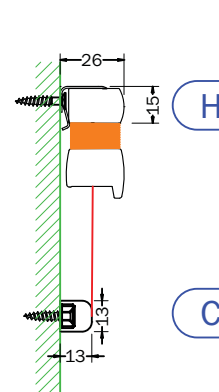
Manual 2 Bar
Chrome Dome
Recess Fixed
(All Types)



HR3

FP3

Manual 2 Bar
Footplate
Face Fixed
(All Types)



HR3

CD2

Manual 2 Bar
Chrome Dome
Face Fixed
(All Types)

CD1

Hardware configuration reference (Enter code into customer order form)

Other options are available, please contact Oceanair for more details