

PRODUCT INFO

DOMETIC OCEANAIR SKYVENETIAN PRECISION

A versatile venetian blind with precision hold technology, allowing for it to be held at any desired height through its in-built, child safe tension system. Skyvenetian Precision is available in aluminium or wood slat, with a range of standard colours to choose from.

CHILD SAFE

NO LOOSE CORDS

SLAT TYPES

WOOD OR ALLOY

CHROME HANDLE

PINCH RELEASE CONTROL



PRECISION
HOLD



ANGLED
APERTURES



CUSTOM
OPTIONS

Mobile living made easy.

 **DOMETIC**

VENETIAN BLIND WITH PRECISION CONTROL



The Dometic Oceanair Skyvenetian precision uses a tensioned control system that allows the blind to be positioned at any height. Sophisticated pinch release handles are available in chrome or satin nickel. The ergonomically designed handles allow for easy operation of this child safe blind. With both wooden and aluminium slat options to choose from, this is a stylish and practical shade and privacy solution which suits any interior. A variety of slats are available, or choose from our range of standard colours. Product may be able to be customised beyond specified limits, based on customer requirements.

BENEFITS WITH SKYVENETIAN PRECISION

- Choose from aluminium or wood slats
- Child safe with no loose operating cords
- Elegant pinch-release chrome or satin nickel handles
- Range of standard colours to choose from

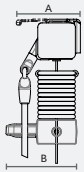
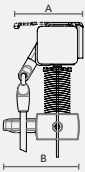
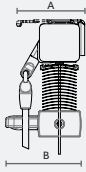
SPECIFICATIONS

MANUAL CONTROLS	Precision
MATERIAL	Aluminium Slat (16mm, 25mm) Wood Slat (25mm)
HARDWARE	Silver White Off White Grey Black Light Brown Dark Brown Custom
HEAD RAIL TYPE	25mm
RESTRAINTS	Guide Wire
FIX TYPE	Top of Recess Face Fix
ANGLE SUITABILITY	<20°



VENETIAN BLIND WITH PRECISION CONTROL



SKYVENETIAN RANGE TECHNICAL DATA <small>PRODUCT CODE: VBT</small>			
	VB25/25mm Wood	VB25/16mm Alloy	VB25/25mm Alloy
Min Width	450mm (17 ³ / ₄ "	400mm (15 ³ / ₄ "	400mm (15 ³ / ₄ "
Max Width*	2400mm (94 ¹ / ₂ "	2400mm (94 ¹ / ₂ "	2400mm (94 ¹ / ₂ "
Max Drop*	3000mm (118 ¹ / ₈ "	3000mm (118 ¹ / ₈ "	3000mm (118 ¹ / ₈ "
Max Area (Sq.M.)	1.2	1.2	1.2
Headrail Depth	25mm (1"	25mm (1"	25mm (1"
Headrail Height	25mm (1"	25mm (1"	25mm (1"
Min Headrail Fitting Allowance (A)	44mm (1 ³ / ₄ "	44mm (1 ³ / ₄ "	44mm (1 ³ / ₄ "
Product Depth (B)	51mm (2"	51mm (2"	51mm (2"

*Max width/drop dependant on weight.

Dimensions are intended as a guide only - Contact your nearest distributor for further details.